

BUSINESS AVIATION TRAFFIC TRACKER EUROPE

MARCH 2025



EUROPEAN BUSINESS AVIATION ASSOCIATION



DEPARTURES, ARRIVALS, INTERNALS AND OVERFLIGHTS (DAIO) REPORT

TOTAL BUSINESS AVIATION FLIGHTS



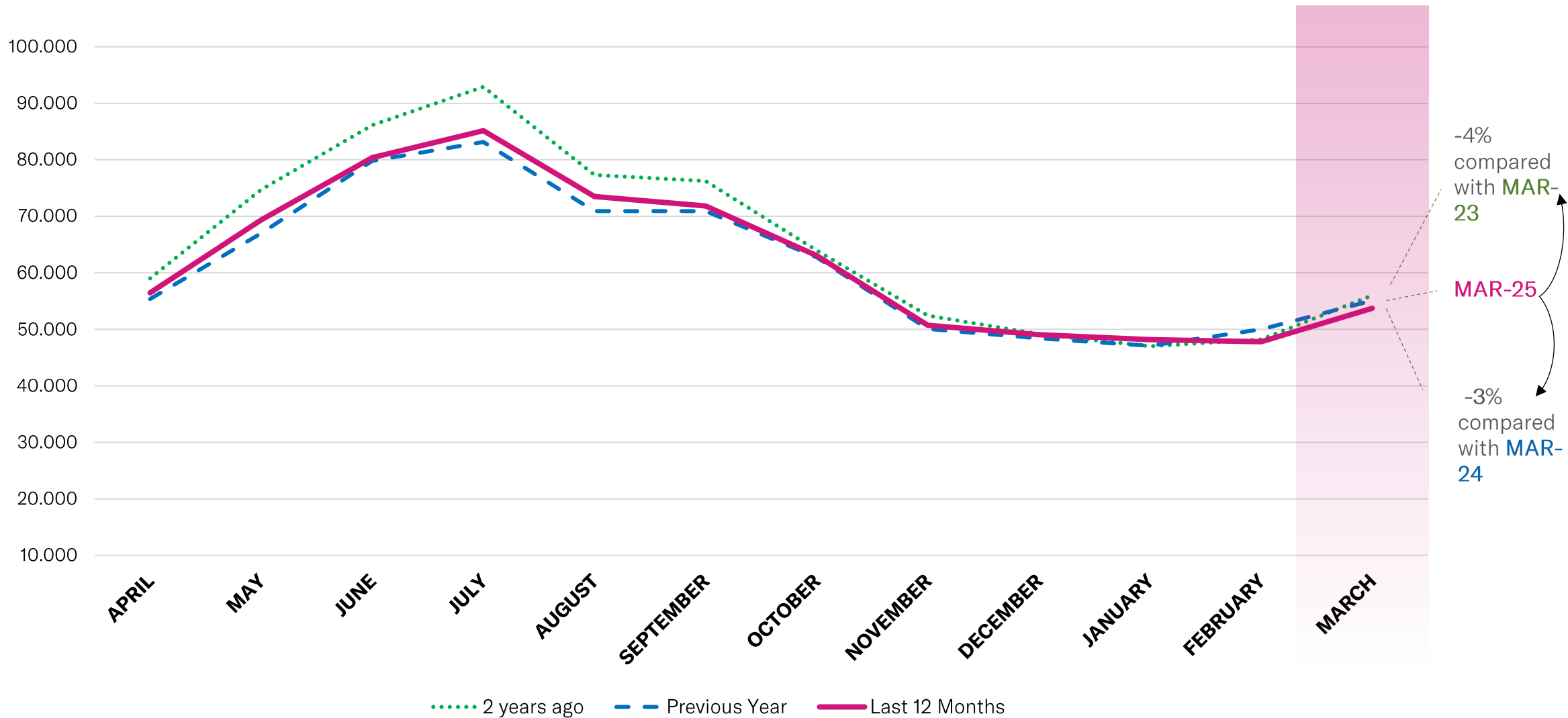
Business Aviation (ECAC Area)

	ARRIVAL			DEPARTURE			INTERNAL			OVERFLIGHT			PREVIOUS YEAR	CURRENT YEAR	GROWTH
	Previous Year	Current Year	Growth	Previous Year	Current Year	Growth	Previous Year	Current Year	Growth	Previous Year	Current Year	Growth			
Apr 2024	3.232	3.474	7,5%	3.069	3.356	9,4%	48.589	49.083	1,0%	422	553	31,0%	55.312	56.466	2,1%
May 2024	3.610	3.989	10,5%	3.374	3.642	7,9%	59.614	61.167	2,6%	422	581	37,7%	67.020	69.379	3,5%
Jun 2024	4.269	4.407	3,2%	3.922	4.206	7,2%	71.129	71.292	0,2%	333	498	49,5%	79.653	80.403	0,9%
Jul 2024	3.765	4.147	10,1%	3.889	4.142	6,5%	75.177	76.393	1,6%	324	478	47,5%	83.155	85.160	2,4%
Aug 2024	3.486	3.869	11,0%	3.510	4.034	14,9%	63.694	65.185	2,3%	253	433	71,1%	70.943	73.521	3,6%
Sep 2024	3.468	4.026	16,1%	3.416	4.012	17,4%	63.684	63.356	-0,5%	369	425	15,2%	70.937	71.819	1,2%
Oct 2024	3.629	3.776	4,1%	3.744	4.077	8,9%	55.751	54.671	-1,9%	429	526	22,6%	63.553	63.050	-0,8%
Nov 2024	3.072	3.302	7,5%	3.020	3.282	8,7%	43.512	43.605	0,2%	482	547	13,5%	50.086	50.736	1,3%
Dec 2024	2.875	3.202	11,4%	3.023	3.334	10,3%	41.932	41.889	-0,1%	560	614	9,6%	48.390	49.039	1,3%
Jan 2025	3.250	3.416	5,1%	3.041	3.196	5,1%	40.239	40.998	1,9%	556	576	3,6%	47.086	48.186	2,3%
Feb 2025	3.025	2.983	-1,4%	3.006	2.972	-1,1%	43.497	41.270	-5,1%	482	583	21,0%	50.010	47.808	-4,4%
Mar 2025	3.267	3.159	-3,3%	3.270	3.087	-5,6%	48.026	46.973	-2,2%	541	503	-7,0%	55.104	53.722	-2,5%
Grand Total	40.948	43.750	6,8%	40.284	43.340	7,6%	654.844	655.882	0,2%	5.173	6.317	22,1%	741.249	749.289	1,1%

DEPARTURES, ARRIVALS, INTERNALS AND OVERFLIGHTS (DAIO) REPORT

TOTAL BUSINESS AVIATION FLIGHTS

EBAA TRAFFIC TRACKER - MARCH 2025



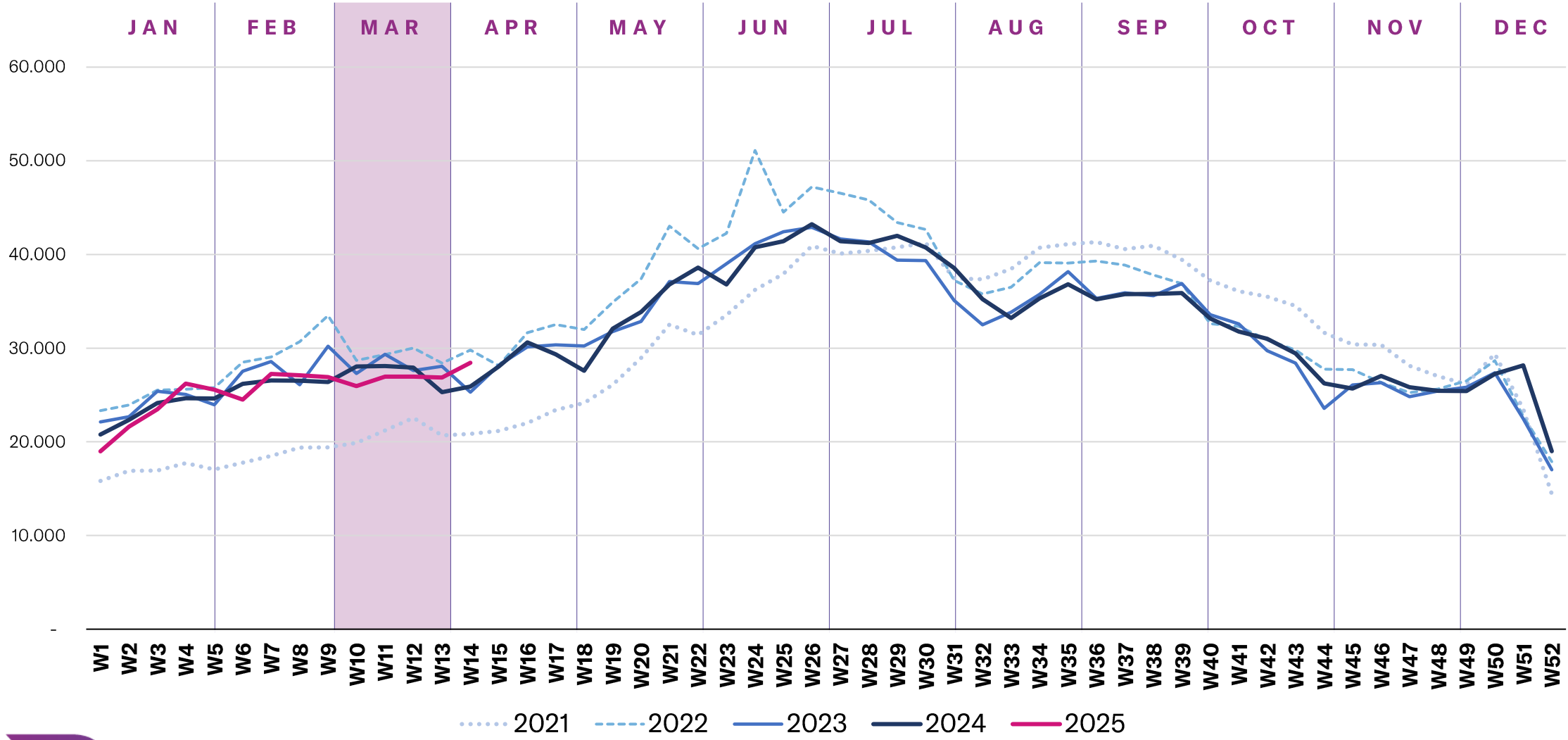
This report is made possible thanks to EUROCONTROL and WINGX ADVANCE - www.ebaa.org

WEEK BY WEEK DETAILS IN EUROPE

BUSINESS AVIATION WEEKLY MOVEMENTS (DEPARTURES + ARRIVALS)



EBAA TRAFFIC TRACKER - MARCH 2025

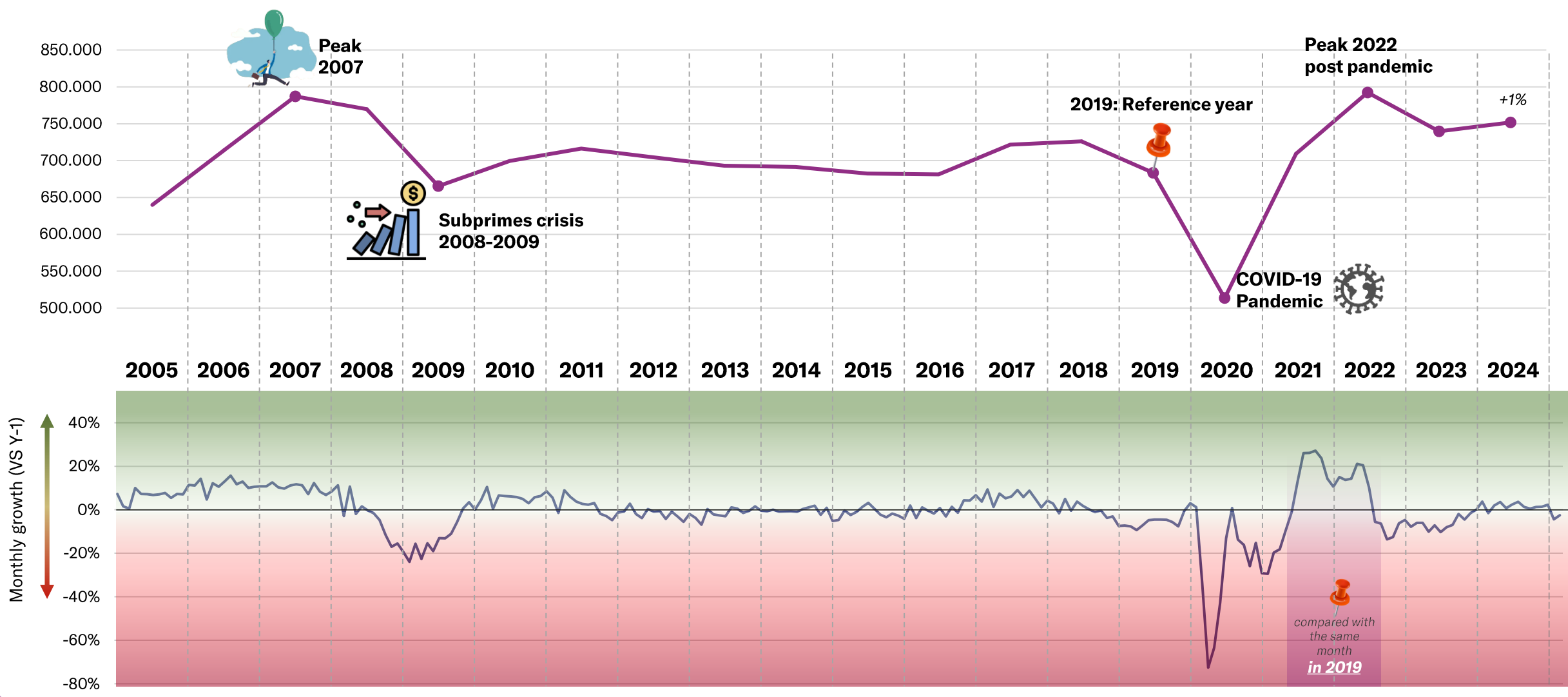


BUSINESS AVIATION IN EUROPE : 2005 – NOW

MONTHLY ACTIVITY AND GROWTH



EBAA TRAFFIC TRACKER - MARCH 2025



EUROPEAN STATES – STATE OF PLAY

« YEAR-TO-DATE » details in Europe (flights from january onwards)



STATE OF PLAY - YTD (from january onwards)

	MONTH CURRENT YEAR	MONTH GROWTH	YTD CURRENT YEAR	YTD GROWTH
FRANCE	17.982	1%	49.189	1%
UNITED KINGDOM	15.277	-2%	43.018	-1%
GERMANY	13.182	-6%	36.505	-4%
SWITZERLAND	8.219	-1%	25.870	0%
ITALY	9.354	3%	24.616	3%
SPAIN	7.750	-4%	21.168	-1%
TURKEY	3.390	-13%	9.844	-9%
NORWAY	3.268	-5%	9.428	-4%
SWEDEN	3.310	-3%	9.348	-3%
AUSTRIA	3.170	-6%	9.317	-5%
BELGIUM	2.451	9%	6.420	6%
NETHERLANDS	2.611	9%	6.079	1%
POLAND	1.767	0%	5.040	4%
CZECH REPUBLIC	1.620	-6%	4.266	-7%
GREECE	1.668	-7%	4.121	-8%
PORTUGAL	1.327	-6%	3.607	-2%
IRELAND	1.272	17%	3.330	9%
FINLAND	1.194	1%	3.150	-7%
DENMARK	1.190	4%	3.131	-1%
ICELAND	957	-6%	2.951	2%
ROMANIA	979	-7%	2.749	-9%
HUNGARY	706	-9%	2.051	-4%
CYPRUS	560	-25%	1.687	-10%
SLOVAKIA	533	3%	1.527	-6%
SERBIA	531	1%	1.502	-10%
CROATIA	631	6%	1.502	3%
LUXEMBOURG	574	2%	1.468	1%
BULGARIA	428	12%	1.285	13%
MALTA	469	46%	1.210	28%
SLOVENIA	300	11%	763	3%
LITHUANIA	174	19%	468	8%
LATVIA	165	30%	444	8%
MONTENEGRO	170	-3%	434	-5%
BOSNIA AND HERZEGOVINA	128	24%	433	35%
ALBANIA	170	113%	411	43%
ESTONIA	129	-13%	400	-18%
MOLDOVA	105	-7%	329	18%
MACEDONIA	93	116%	193	13%
UKRAINE	42	31%	122	-5%
















EBAA TRAFFIC TRACKER - MARCH 2025

TOP 10 ACTIVE AIRPORTS – MARCH 2025

AVERAGE DAILY BUSINESS AVIATION DEPARTURES



EBAA TRAFFIC TRACKER - MARCH 2025

RANK	ICAO CODE	NAME	MONTH CURRENT YEAR	MONTH GROWTH	YTD CURRENT YEAR	YTD GROWTH
1	LFPB	 Paris Le Bourget	68,4	0,1%	64,7	2,6%
2	LSGG	 Geneva	40,7	4,6%	40,9	5,5%
3 	EGGW	 London Luton	32,5	2,3%	31,4	2,7%
4	LFMN	 Nice	32,5	-1,9%	30,1	-1,0%
5 	EGLF	 Farnborough	32,2	-6,8%	31,3	-4,4%
6 	LIML	 Milan Linate	30,3	3,8%	28,3	5,7%
7 	LSZH	 Zurich	27,4	-13,1%	30,1	-5,2%
8	EGKB	 London Biggin Hill	23,2	3,9%	23,1	-2,3%
9	LEMD	 Madrid Barajas	21,6	6,2%	19,8	7,0%
10 	LTBA	 Istanbul Ataturk	19,8	14,6%	20,4	5,8%

TOP 30 AIRPORTS – STATE OF PLAY

« YEAR-TO-DATE » details in Europe (flights from january onwards)

STATE OF PLAY - YTD (from january onwards)

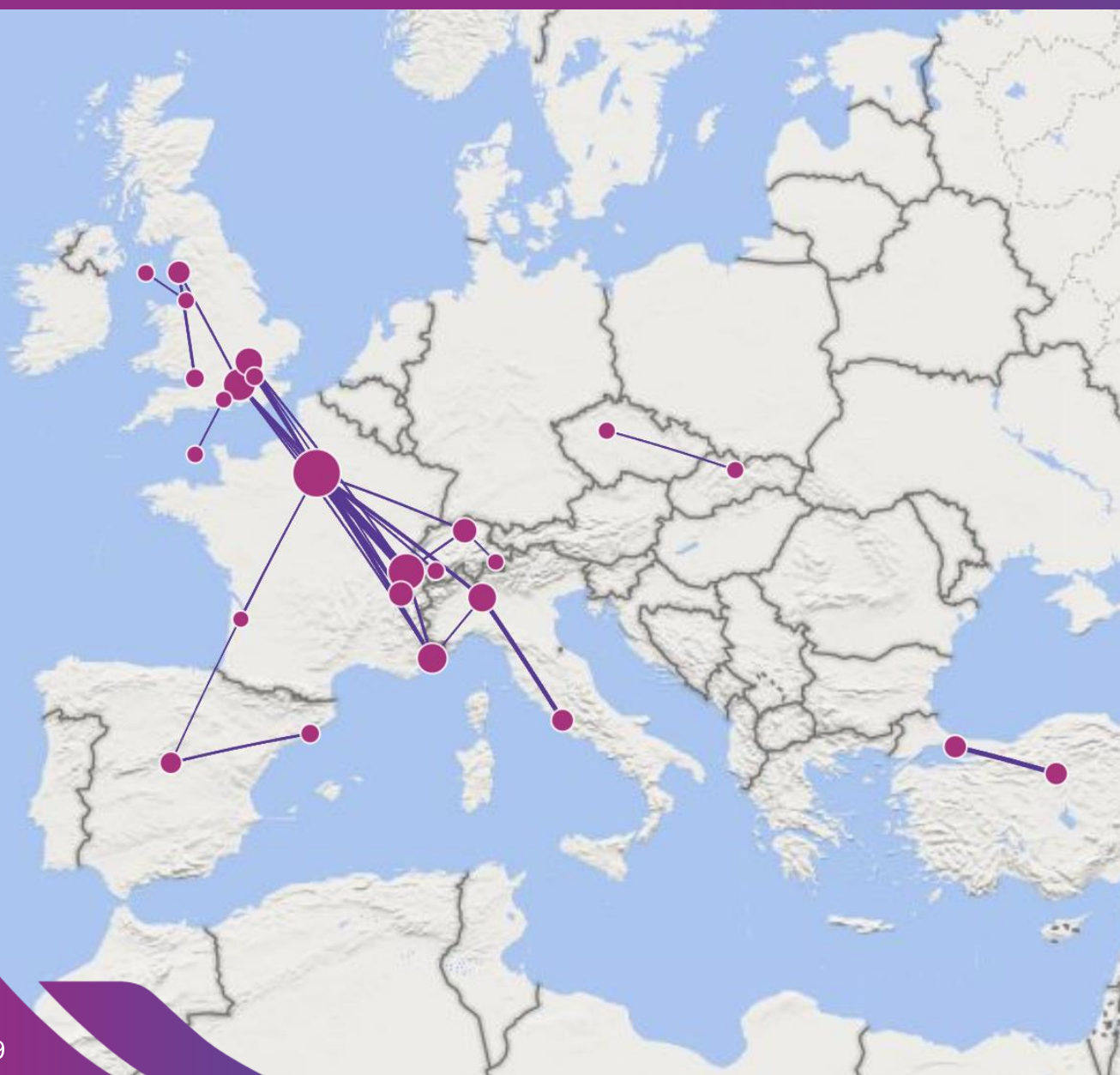
	MONTH CURRENT YEAR	MONTH GROWTH	YTD CURRENT YEAR	YTD GROWTH
PARIS LE BOURGET	4.409	+2%	12.159	+3%
GENEVA INTERNATIONAL	2.613	+2%	7.686	+0%
LONDON LUTON	2.097	+3%	5.923	+1%
FARNBOROUGH	2.060	-6%	5.865	-5%
ZURICH	1.813	-11%	5.714	-6%
NICE CÔTE D'AZUR	2.098	-3%	5.626	-3%
MILANO LINATE	1.924	+5%	5.298	+6%
LONDON BIGGIN HILL	1.488	+6%	4.301	-3%
ISTANBUL ATATÜRK	1.236	+12%	3.844	+6%
MADRID BARAJAS	1.374	+5%	3.671	+5%
ROMA CIAMPINO	1.210	-4%	3.269	-4%
SION	1.070	+12%	3.172	+9%
CHAMBERY	1.051	-5%	3.109	+8%
WIEN SCHWECHAT	1.056	-2%	2.875	+1%
PRAGUE VACLAV HAVEL	1.052	-7%	2.859	-5%
MÜNCHEN	897	-6%	2.835	+4%
ENGADIN - ST MORITZ/SAMEDAN	614	+48%	2.729	+34%
AMSTERDAM SCHIPHOL	1.049	+6%	2.724	-1%
BERLIN SCHÖNEFELD	935	-13%	2.707	-5%
BARCELONA	1.011	+17%	2.589	+12%
PALMA DE MALLORCA	877	-21%	2.391	-10%
MALAGA COSTA DEL SOL	840	-12%	2.301	-11%
SALZBURG W. A. MOZART	705	-8%	2.281	-3%
RAF NORTHOLT	742	+15%	2.006	+13%
ATHENS INTERNATIONAL	802	-10%	2.005	-9%
LONDON STANSTED	673	-11%	2.005	-7%
HAMBURG	798	+8%	1.998	+1%
INNSBRUCK	631	-6%	1.984	-6%
KÖLN BONN	683	-4%	1.952	+2%
BRUSSELS NATIONAL	743	+20%	1.911	+11%

TOP 30 BUSINESS AVIATION ROUTES – STATE OF PLAY

« YEAR-TO-DATE » details in Europe (flights from january onwards)



EBAA TRAFFIC TRACKER - MARCH 2025



AIRPORT 1		AIRPORT 2		YTD CURRENT YEAR	YTD GROWTH(*)
🇨🇭 LSGG	Geneva International	🇫🇷 LFPB	Paris Le Bourget	899	2%
🇹🇷 LTBA	Istanbul Atatürk	🇹🇷 LTAC	Ankara Esenboğa	495	24%
🇮🇹 LIML	Milano Linate	🇮🇹 LIRA	Roma Ciampino	469	7%
🇫🇷 LFMN	Nice Côte d'Azur	🇫🇷 LFPB	Paris Le Bourget	422	-9%
🇫🇷 LFPB	Paris Le Bourget	🇮🇹 LIML	Milano Linate	366	14%
🇫🇷 LFPB	Paris Le Bourget	🇬🇧 EGGW	London Luton	336	3%
🇫🇷 LFLB	Chambery	🇫🇷 LFPB	Paris Le Bourget	328	-3%
🇫🇷 LFPB	Paris Le Bourget	🇬🇧 EGLF	Farnborough	314	-5%
🇫🇷 LFMN	Nice Côte d'Azur	🇨🇭 LSGG	Geneva International	291	7%
🇬🇧 EGGD	Bristol	🇬🇧 EGNL	Walney Island	285	27%
🇪🇸 LEBL	Barcelona	🇪🇸 LEMD	Madrid Barajas	277	29%
🇨🇭 LSZH	Zurich	🇫🇷 LFPB	Paris Le Bourget	249	15%
🇬🇧 EGKB	London Biggin Hill	🇫🇷 LFPB	Paris Le Bourget	248	-1%
🇬🇧 EGLF	Farnborough	🇨🇭 LSGG	Geneva International	246	-13%
🇨🇭 LSGG	Geneva International	🇬🇧 EGGW	London Luton	232	8%
🇨🇭 LSZH	Zurich	🇨🇭 LSGG	Geneva International	232	9%
🇬🇧 EGNL	Walney Island	🇬🇧 EGLF	Farnborough	227	1%
🇫🇷 LFMN	Nice Côte d'Azur	🇬🇧 EGLF	Farnborough	224	-1%
🇫🇷 LFPB	Paris Le Bourget	🇨🇭 LSGS	Sion	220	12%
🇸🇰 LZIB	Bratislava	🇨🇪 LKPR	Prague Vaclav Havel	205	-3%
🇮🇹 LIML	Milano Linate	🇫🇷 LFMN	Nice Côte d'Azur	189	2%
🇷🇺 EGNS	Ronaldsway	🇬🇧 EGGP	Liverpool International	186	-4%
🇬🇧 EGGW	London Luton	🇬🇧 EGLF	Farnborough	186	16%
🇬🇧 EGHI	Southampton	🇯🇪 EGJB	Guernsey	185	3%
🇸🇪 ESST	Torsby Airport	🇸🇪 ESOH	Hagfors Airport	178	3%
🇬🇧 EGLF	Farnborough	🇫🇷 LFLB	Chambery	177	15%
🇨🇭 LSZS	St Moritz/Samedan	🇨🇭 LSZH	Zurich	176	39%
🇪🇸 LEMD	Madrid Barajas	🇫🇷 LFPB	Paris Le Bourget	166	-14%
🇫🇷 LFBF	Bordeaux Merignac	🇫🇷 LFPB	Paris Le Bourget	165	29%
🇬🇧 EGGW	London Luton	🇫🇷 LFLB	Chambery	165	41%

TOP 10 FLOWS– MARCH 2025

AVERAGE DAILY BUSINESS AVIATION FLIGHTS



ORIGIN	DESTINATION	MONTH CURRENT YEAR	MONTH GROWTH	YTD CURRENT YEAR	YTD GROWTH
France	France	115,8	-2,7%	110,0	2,3%
UK-Continental	UK-Continental	98,8	-2,3%	94,1	-1,4%
Germany	Germany	93,4	-13,6%	87,7	-10,2%
Norway-Continental	Norway-Continental	44,3	0,7%	43,7	0,8%
Italy	Italy	43,1	2,6%	38,5	0,3%
Spain-Continental	Spain-Continental	41,1	-0,5%	37,5	-2,2%
Sweden	Sweden	36,8	-1,3%	36,1	-1,1%
UK-Continental	France	26,5	0,2%	26,4	2,6%
France	Switzerland	26,3	-1,0%	27,1	3,1%
Türkiye	Türkiye	26,1	-24,2%	24,2	-23,6%

TRAFFIC PER STATE – MARCH 2025

AVERAGE DAILY BUSINESS AVIATION FLIGHTS – PART 1



EBA A TRAFFIC TRACKER - MARCH 2025

STATE	MONTH CURRENT YEAR	MONTH PREVIOUS YEAR	MONTH CHANGE	MONTH GROWTH	YTD CURRENT YEAR	YTD PREVIOUS YEAR	YTD CHANGE	YTD GROWTH
NM Area	1.744,6	1.786,5	-41,9	-2,3%	1.677,1	1.681,1	-4,0	-0,2%
ECAC	1.733,0	1.777,5	-44,6	-2,5%	1.663,5	1.672,5	-9,0	-0,5%
ESRA08	1.703,4	1.743,3	-39,9	-2,3%	1.633,2	1.640,1	-6,9	-0,4%
ESRA02	1.695,1	1.735,2	-40,1	-2,3%	1.625,9	1.632,7	-6,7	-0,4%
SES-RP2	1.661,9	1.691,7	-29,8	-1,8%	1.592,4	1.591,7	0,7	0,0%
SES-RP3	1.578,8	1.607,6	-28,8	-1,8%	1.512,6	1.511,4	1,2	0,1%
EU27	1.529,1	1.558,2	-29,1	-1,9%	1.461,7	1.460,8	0,9	0,1%
FABEC	1.118,4	1.153,5	-35,0	-3,0%	1.077,9	1.083,6	-5,7	-0,5%
France	689,7	701,4	-11,7	-1,7%	662,0	653,0	9,0	1,4%
Germany	476,6	512,8	-36,1	-7,0%	461,0	480,7	-19,7	-4,1%
UK-Ireland FAB	410,8	415,1	-4,4	-1,0%	400,8	399,2	1,6	0,4%
UK-Continental	403,0	409,2	-6,2	-1,5%	393,4	392,8	0,6	0,2%
BLUE MED FAB	407,0	406,1	0,9	0,2%	382,7	368,4	14,3	3,9%
Switzerland	351,5	359,5	-8,0	-2,2%	362,1	357,4	4,8	1,3%
Italy	344,9	341,2	3,8	1,1%	320,8	309,4	11,4	3,7%
FAB CE	320,2	330,1	-9,9	-3,0%	314,6	316,6	-2,1	-0,7%
South West FAB	241,2	250,0	-8,8	-3,5%	226,9	229,1	-2,2	-0,9%
Spain	234,3	243,4	-9,1	-3,7%	221,6	223,6	-2,1	-0,9%
Spain-Continental	225,9	235,6	-9,7	-4,1%	211,8	215,3	-3,5	-1,6%
Austria	207,7	215,7	-8,0	-3,7%	204,5	208,1	-3,6	-1,7%
Belgium/Luxembourg	208,4	202,4	6,1	3,0%	193,1	188,4	4,7	2,5%
Netherlands	144,9	142,0	2,9	2,0%	130,8	128,0	2,8	2,2%

TRAFFIC PER STATE – MARCH 2025

AVERAGE DAILY BUSINESS AVIATION FLIGHTS – PART 2



EBA A TRAFFIC TRACKER - MARCH 2025

STATE	MONTH CURRENT YEAR	MONTH PREVIOUS YEAR	MONTH CHANGE	MONTH GROWTH	YTD CURRENT YEAR	YTD PREVIOUS YEAR	YTD CHANGE	YTD GROWTH
Türkiye	118,5	133,5	-14,9	-11,2%	120,8	126,6	-5,9	-4,6%
DK-SE FAB	122,0	121,1	1,0	0,8%	114,4	114,8	-0,5	-0,4%
Czech Republic	92,5	96,5	-4,0	-4,1%	89,3	89,6	-0,3	-0,4%
Sweden	91,9	90,0	2,0	2,2%	87,2	87,0	0,2	0,3%
Danube FAB	83,2	89,1	-5,9	-6,6%	85,0	87,9	-2,9	-3,3%
NEFAB	90,7	88,5	2,2	2,4%	88,0	88,3	-0,3	-0,3%
Greece	85,8	87,4	-1,6	-1,8%	87,3	81,5	5,7	7,0%
Croatia	85,0	84,0	1,0	1,2%	83,5	80,2	3,3	4,1%
Serbia/Montenegro	79,6	80,5	-0,9	-1,1%	81,0	80,3	0,6	0,8%
Hungary	73,6	76,8	-3,3	-4,2%	72,2	73,0	-0,8	-1,1%
Ireland	83,9	75,7	8,2	10,8%	77,1	71,2	5,9	8,3%
Bulgaria	63,0	69,6	-6,6	-9,5%	65,8	68,6	-2,8	-4,1%
Norway-Continental	66,7	66,5	0,3	0,4%	65,7	65,4	0,3	0,4%
Portugal	59,0	61,6	-2,6	-4,2%	57,7	56,5	1,2	2,1%
Denmark	59,5	59,4	0,2	0,3%	54,9	55,0	-0,1	-0,2%
Baltic FAB	58,9	57,8	1,1	1,9%	55,7	55,5	0,3	0,5%
Poland	57,3	56,2	1,1	1,9%	54,3	53,9	0,4	0,8%
Romania	54,5	54,5	0,0	-0,1%	54,9	54,5	0,5	0,9%
Slovenia	51,9	52,2	-0,3	-0,6%	49,8	50,3	-0,5	-0,9%
Portugal-Continental	47,7	51,0	-3,3	-6,4%	45,0	45,2	-0,2	-0,5%
Bosnia and Herzegovina	41,3	44,6	-3,3	-7,5%	43,6	43,3	0,3	0,6%
Cyprus	41,0	43,7	-2,7	-6,2%	41,6	40,0	1,6	4,0%

TRAFFIC PER STATE – MARCH 2025

AVERAGE DAILY BUSINESS AVIATION FLIGHTS – PART 3

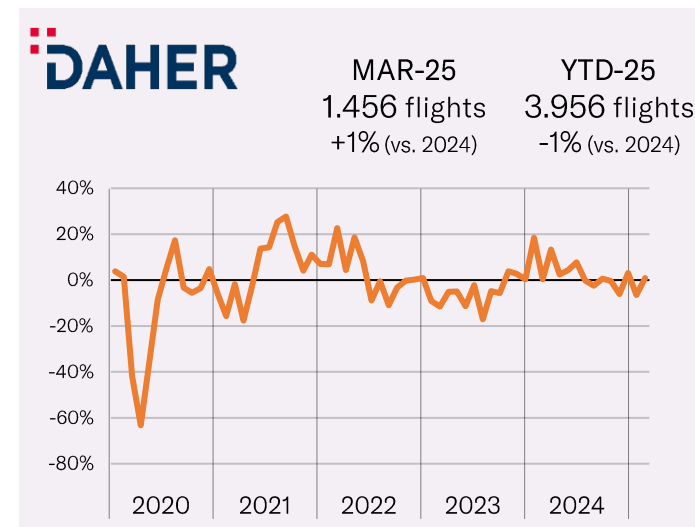
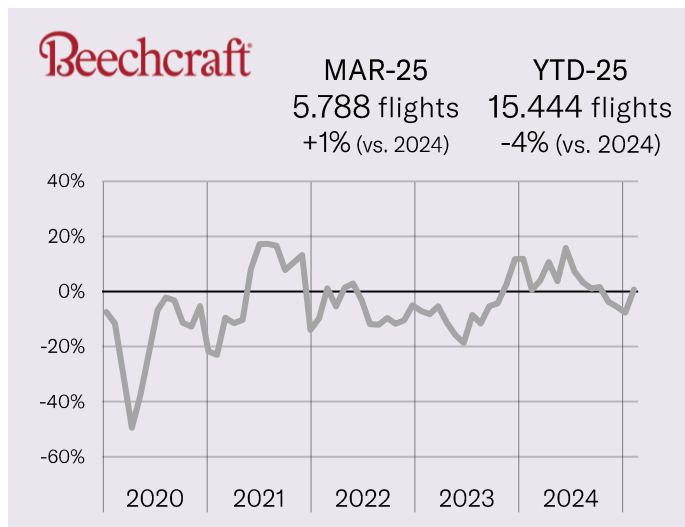
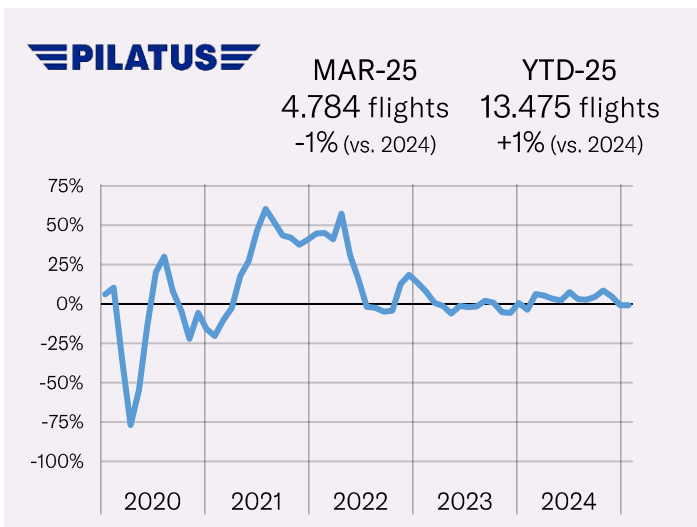
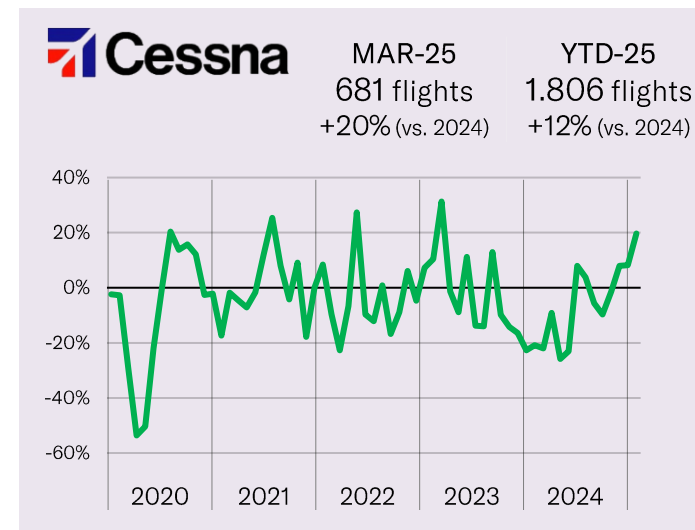
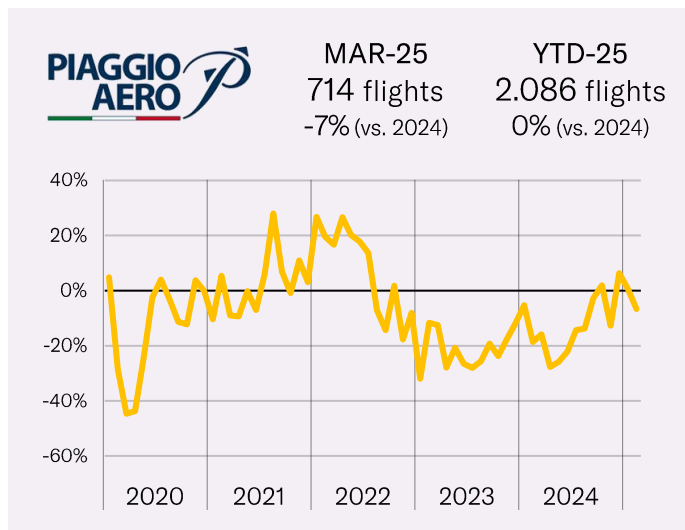
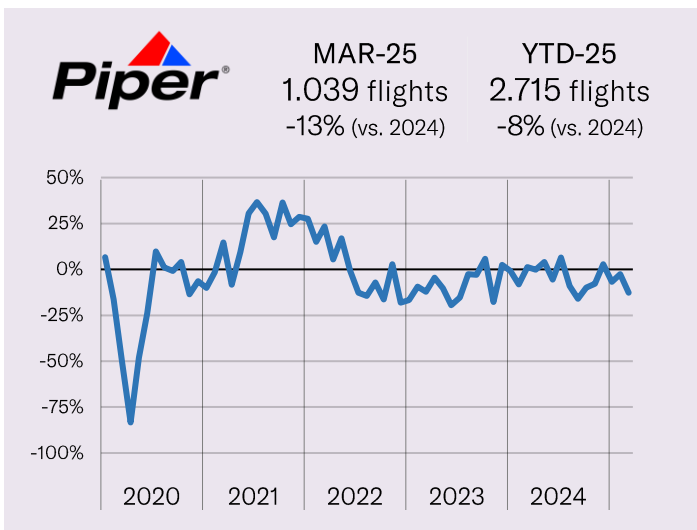


STATE	MONTH CURRENT YEAR	MONTH PREVIOUS YEAR	MONTH CHANGE	MONTH GROWTH	YTD CURRENT YEAR	YTD PREVIOUS YEAR	YTD CHANGE	YTD GROWTH
Slovakia	39,5	42,8	-3,3	-7,7%	40,2	41,8	-1,6	-3,8%
Morocco	40,1	38,6	1,5	3,9%	42,9	39,1	3,8	9,7%
Egypt	32,2	35,5	-3,3	-9,4%	40,7	37,5	3,2	8,7%
Iceland	27,1	32,5	-5,5	-16,8%	28,5	31,4	-3,0	-9,4%
Albania	29,3	23,9	5,4	22,6%	29,7	23,3	6,4	27,5%
Azerbaijan	22,8	22,6	0,2	0,9%	22,4	20,9	1,5	7,1%
Israel	20,7	21,6	-0,8	-3,9%	20,6	18,9	1,7	9,0%
Spain-Canaries	20,3	20,5	-0,2	-0,9%	22,3	20,8	1,6	7,6%
North Macedonia	21,3	18,7	2,6	13,8%	21,4	18,0	3,4	18,9%
Georgia	16,5	18,4	-1,9	-10,4%	16,2	16,5	-0,2	-1,4%
Finland	20,0	18,2	1,8	9,7%	19,0	19,4	-0,4	-1,9%
Malta	22,1	17,5	4,6	26,4%	22,3	17,9	4,4	24,7%
Portugal-SantaMaria	18,6	17,4	1,2	7,1%	19,0	17,4	1,6	9,2%
Tunisia	7,9	9,5	-1,6	-16,7%	8,6	8,4	0,2	2,4%
Lithuania	8,6	8,4	0,3	3,1%	8,2	8,8	-0,5	-6,1%
Latvia	8,7	8,1	0,6	7,5%	8,8	8,7	0,1	1,6%
Estonia	6,2	7,2	-1,1	-14,7%	6,6	7,4	-0,8	-10,3%
Armenia	5,6	3,7	1,9	51,8%	5,4	3,1	2,3	73,8%
Libya	4,6	3,6	1,0	26,8%	6,0	4,2	1,8	42,4%
Moldova	3,3	2,8	0,5	18,4%	3,3	2,6	0,7	24,7%
Belarus	0,7	0,8	-0,2	-19,2%	0,8	0,7	0,0	1,1%
Ukraine	0,0	0,0	0,0	0,0%	0,0	0,1	-0,1	-63,2%

TURBOPROPS OEMS – MARCH 2025

MONTHLY TRAFFIC & MONTHLY GROWTH

EBA A TRAFFIC TRACKER - MARCH 2025

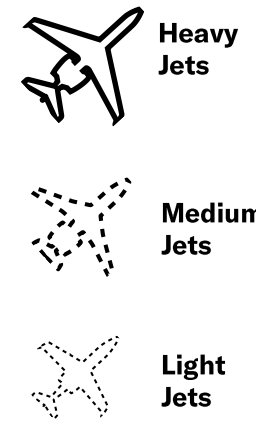
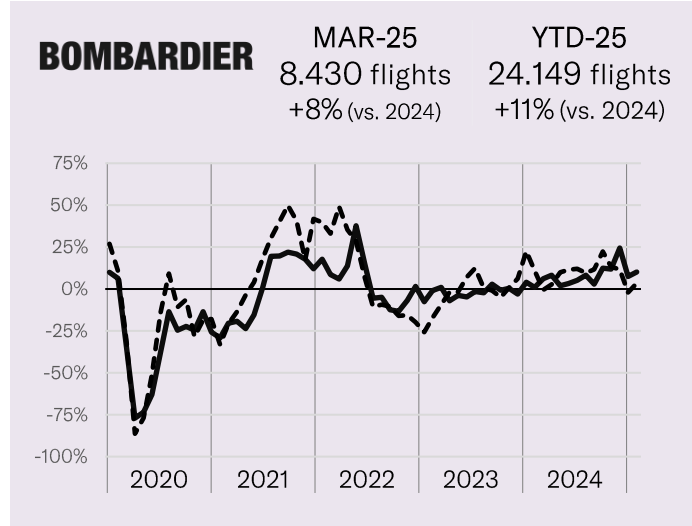
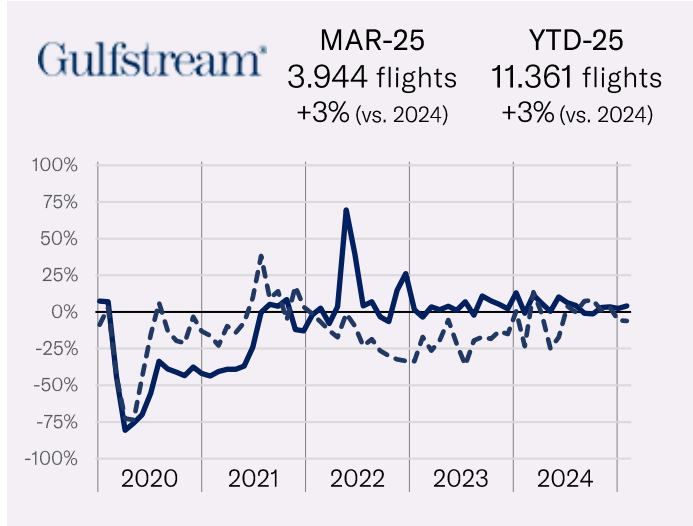
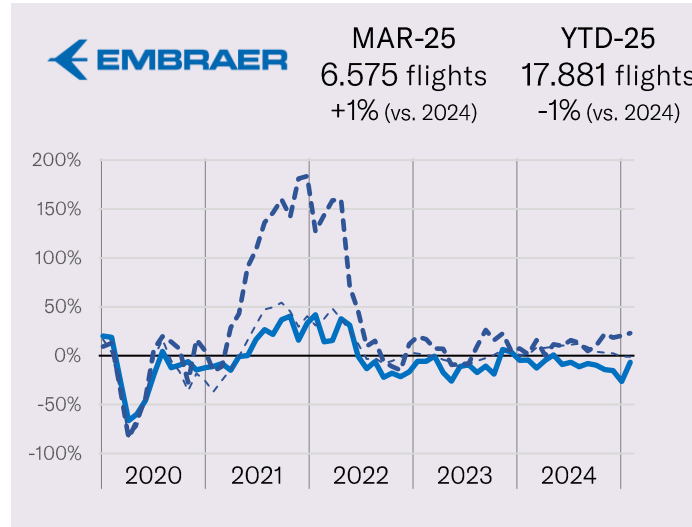
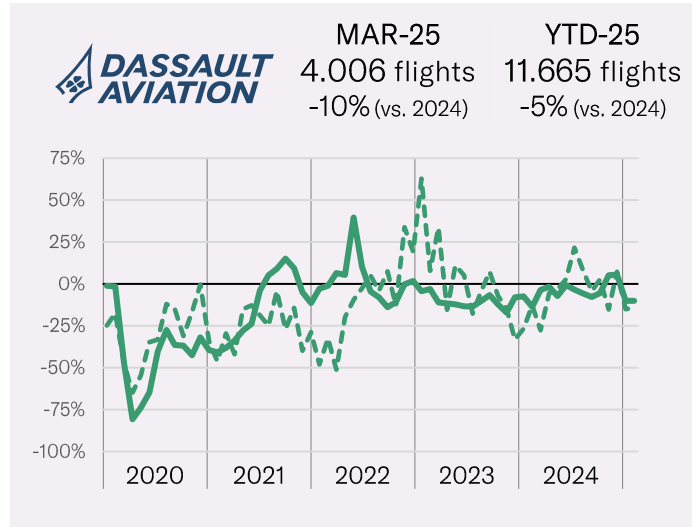
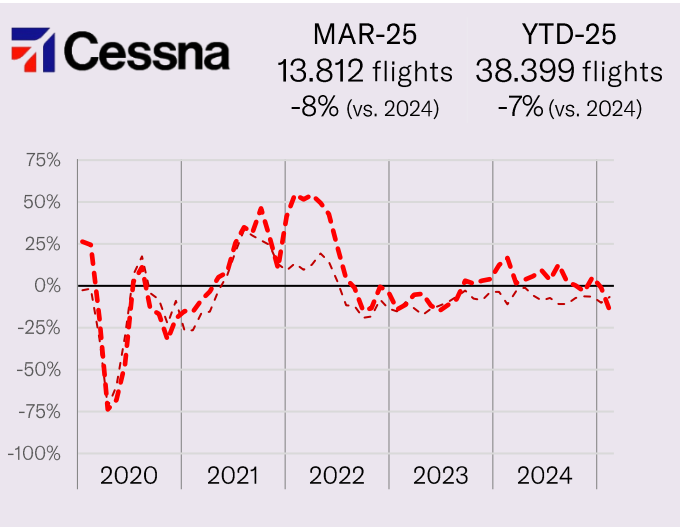


JET OEMS (1/2) – MARCH 2025

MONTHLY TRAFFIC & MONTHLY GROWTH



EBA A TRAFFIC TRACKER - MARCH 2025

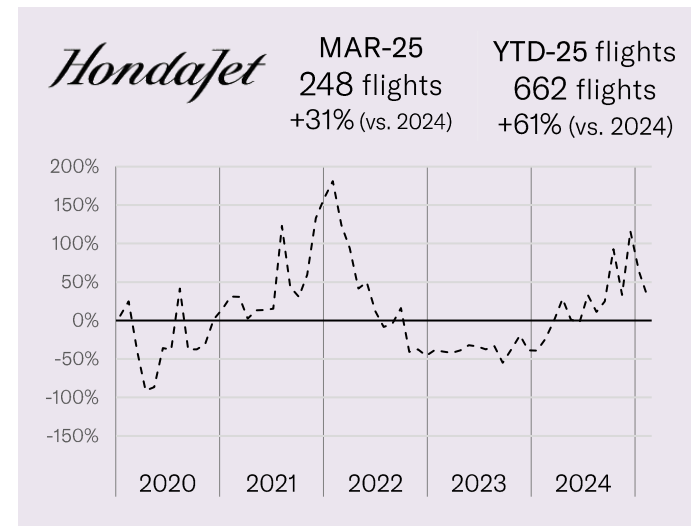
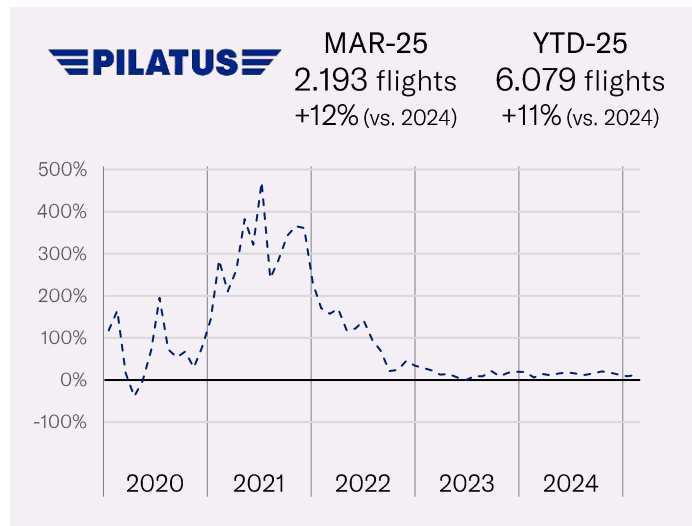
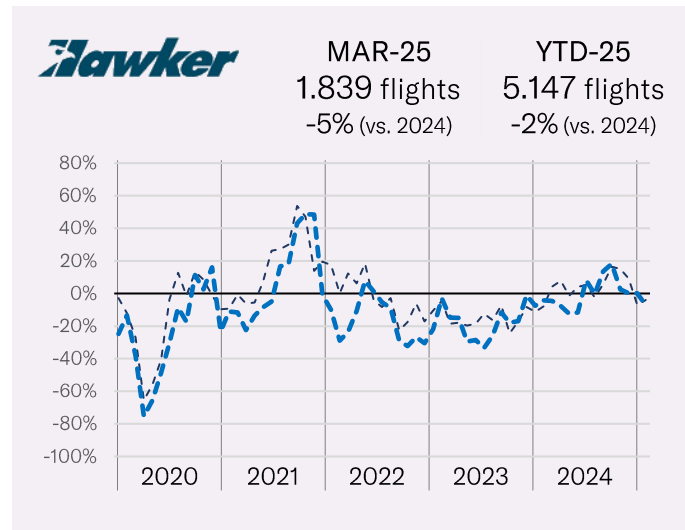
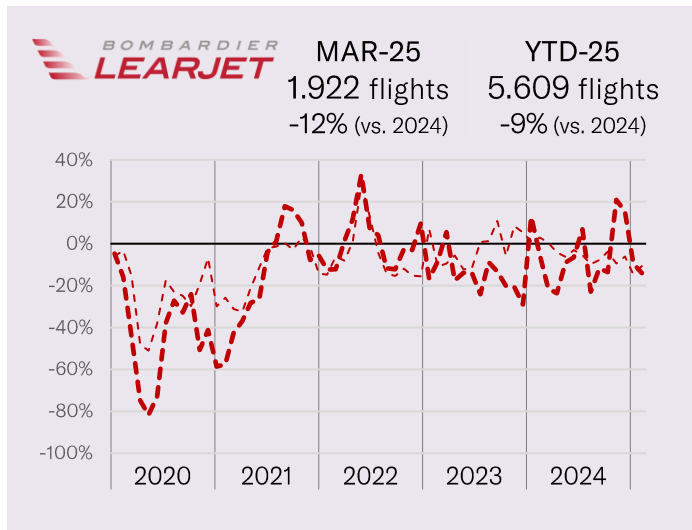


JET OEMS (2/2) – MARCH 2025

MONTHLY TRAFFIC & MONTHLY GROWTH



EBAA TRAFFIC TRACKER - MARCH 2025



**Heavy
Jets**



**Medium
Jets**



**Light
Jets**

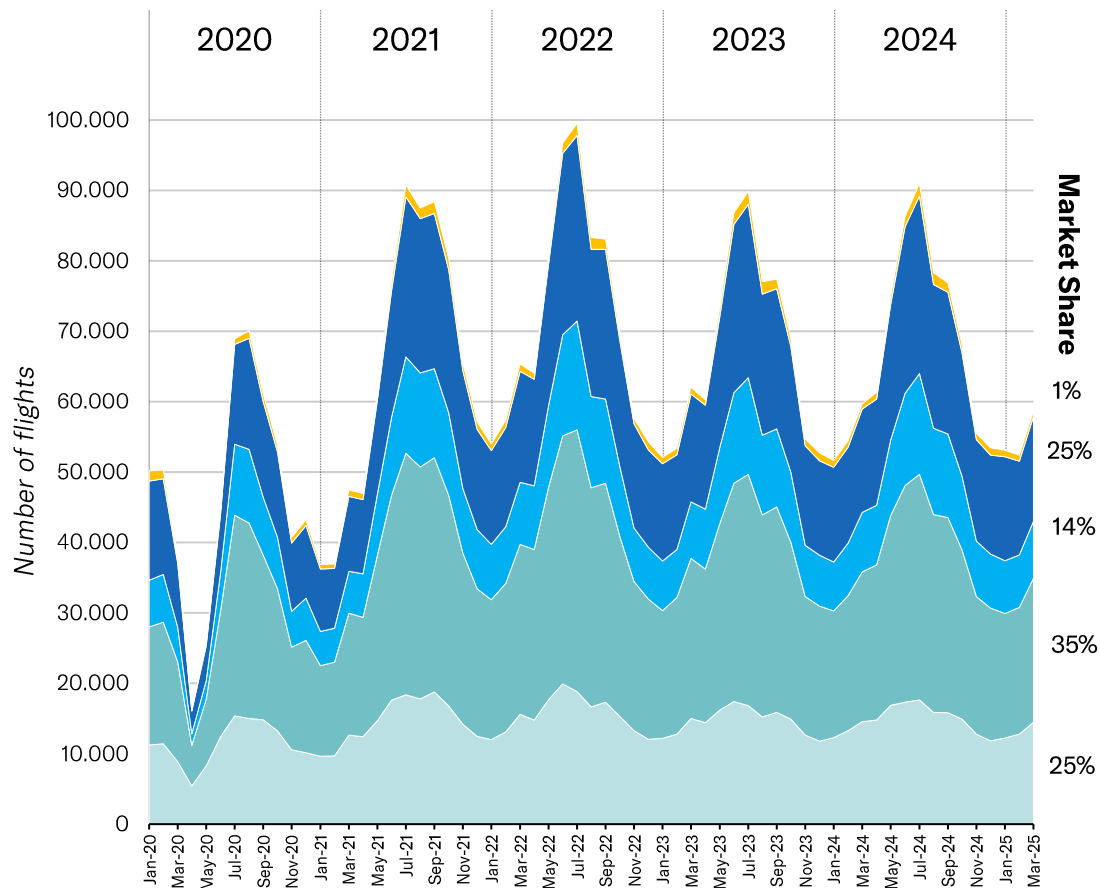
BUSINESS AVIATION AIRPLANES – MARCH 2025

MONTHLY TRAFFIC & MONTHLY GROWTH

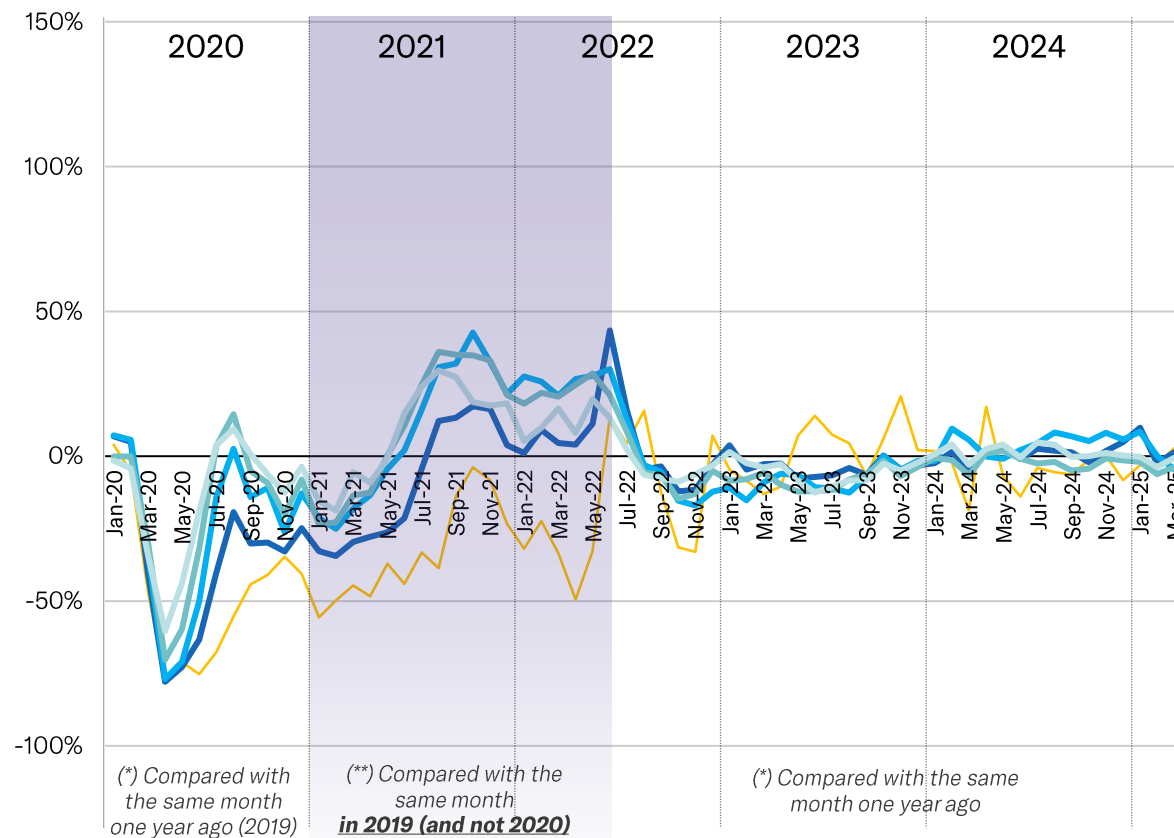


EBAA TRAFFIC TRACKER - MARCH 2025

Activity per aircraft segment



Monthly Growth - compared with */**



(*) Compared with the same month one year ago (2019)

(**) Compared with the same month in 2019 (and not 2020)

(*) Compared with the same month one year ago

TOP 30 ACTIVE AIRCRAFT MODELS – MARCH 2025

YTD ACTIVITY (FLIGHTS SINCE MAR-1st) & TRAFFIC TYPE



EBA A TRAFFIC TRACKER - MARCH 2025

				YTD CURRENT YEAR	VS. YTD LAST YEAR
	PC12	Pilatus PC-12	Turboprop	13.475	+1%
	BE20	King Air 200	Turboprop	11.821	-4%
	C56X	Cessna Citation Excel / XLS	Light Jet	10.074	-9%
	E55P	Embraer Phenom 300	Light Jet	9.406	+4%
	GLEX	Global Express / 6000	Heavy Jet	6.569	+8%
	PC24	Pilatus PC24	Light Jet	6.079	+11%
	CL60	Challenger 600 series	Heavy Jet	5.770	+26%
	C68A	Cessna Citation Latitude	Midsize Jet	5.264	-2%
	CL35	Challenger 350	Midsize Jet	5.099	+8%
	C25A	Cessna Citation CJ2	Light Jet	4.426	+2%
	F2TH	Dassault Falcon 2000	Heavy Jet	4.278	-12%
	C510	Cessna Citation Mustang	Light Jet	3.905	-11%
	E35L	Embraer Legacy 600 series	Heavy Jet	3.707	-13%
	GLF6	Gulfstream G600/650	Heavy Jet	3.412	0%
	E550	Embraer Legacy 500	Midsize Jet	3.206	+20%

				YTD CURRENT YEAR	VS. YTD LAST YEAR
	GLF5	Gulfstream G500/550	Heavy Jet	3.158	-6%
	FA7X	Dassault Falcon 7X	Heavy Jet	2.738	-9%
	LJ45	Learjet 45	Light Jet	2.540	-12%
	B350	King Air 350	Turboprop	2.530	+1%
	C525	Cessna Citation CJ1	Light Jet	2.416	-28%
	C25B	Cessna Citation CJ3	Light Jet	2.260	-9%
	GL7T	Global 7000/7500	Heavy Jet	2.153	+11%
	H25B	Hawker 700-900	Midsize Jet	2.131	-1%
	GL5T	Global 5000	Heavy Jet	2.099	+13%
	P180	Piaggio P180 Avanti	Turboprop	2.086	0%
	C25C	Cessna Citation CJ4	Light Jet	2.039	-3%
	F900	Dassault Falcon 900	Heavy Jet	1.912	-1%
	GLF4	Gulfstream G300/450	Heavy Jet	1.849	+3%
	C25M	Cessna M2	Light Jet	1.832	+21%
	TBM7	Socata TBM 700	Turboprop	1.703	-15%



Commercial



Non-commercial



State/Diplomatic



Medical/Special

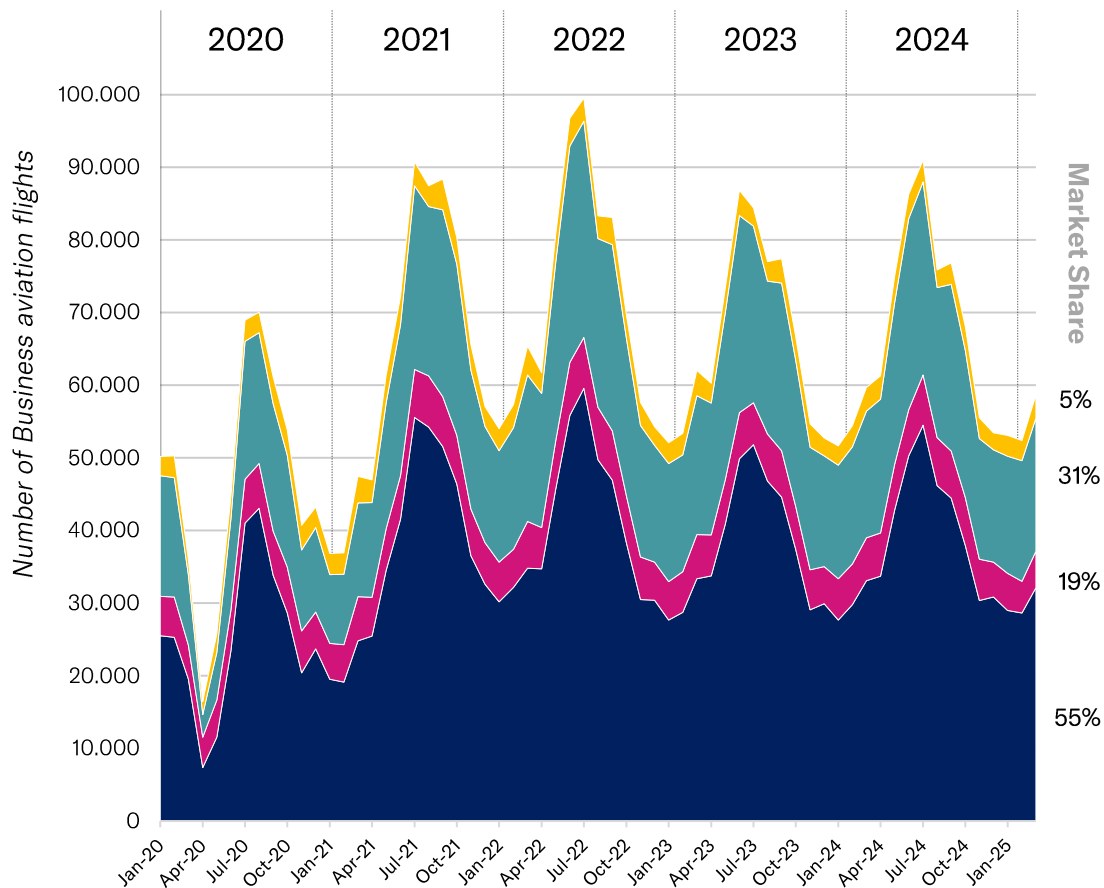
This report is made possible thanks to
EUROCONTROL and WINGX ADVANCE -
www.ebaa.org

BUSINESS AVIATION MISSIONS – MARCH 2025

MONTHLY TRAFFIC & MONTHLY GROWTH

EBAA TRAFFIC TRACKER - MARCH 2025

Activity in per mission type



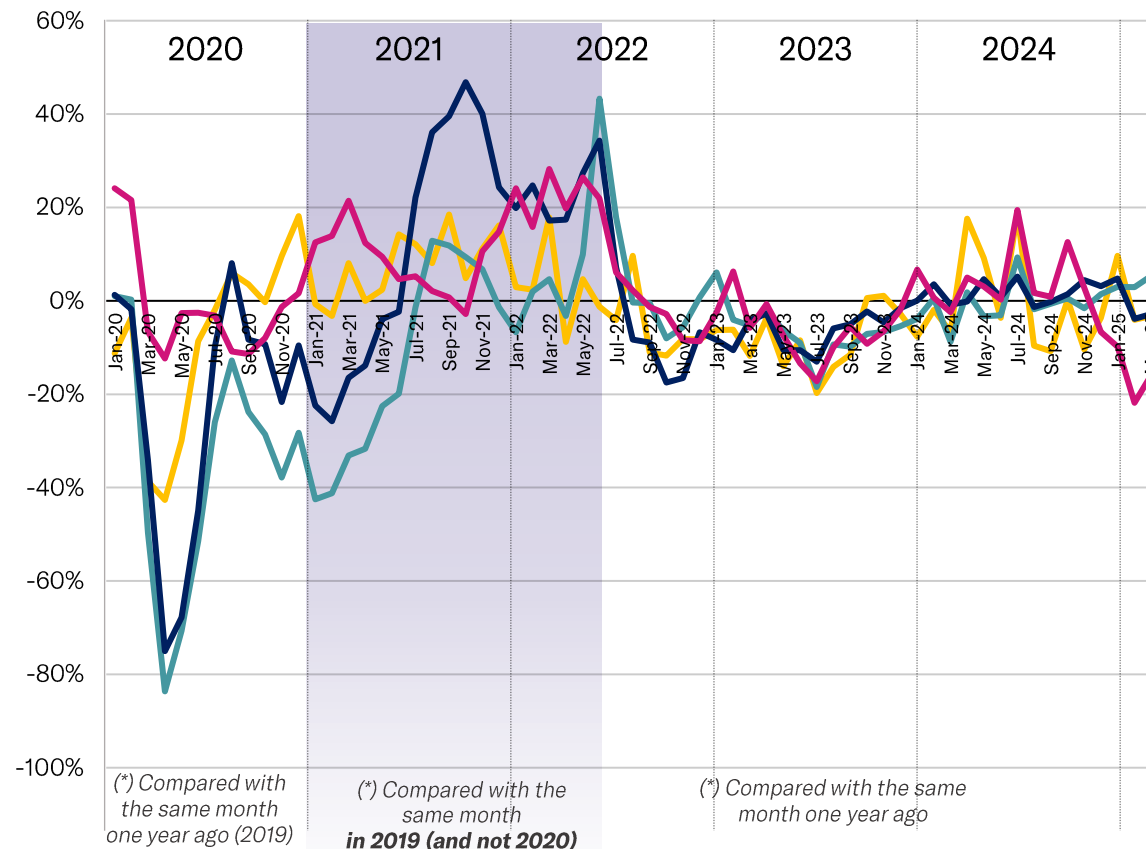
 **Commercial**

 **Non-commercial**

 **State/Diplomatic**

 **Medical/Special**

Monthly Growth - compared with */**



(*) Compared with the same month one year ago (2019)

(*) Compared with the same month in 2019 (and not 2020)

(*) Compared with the same month one year ago

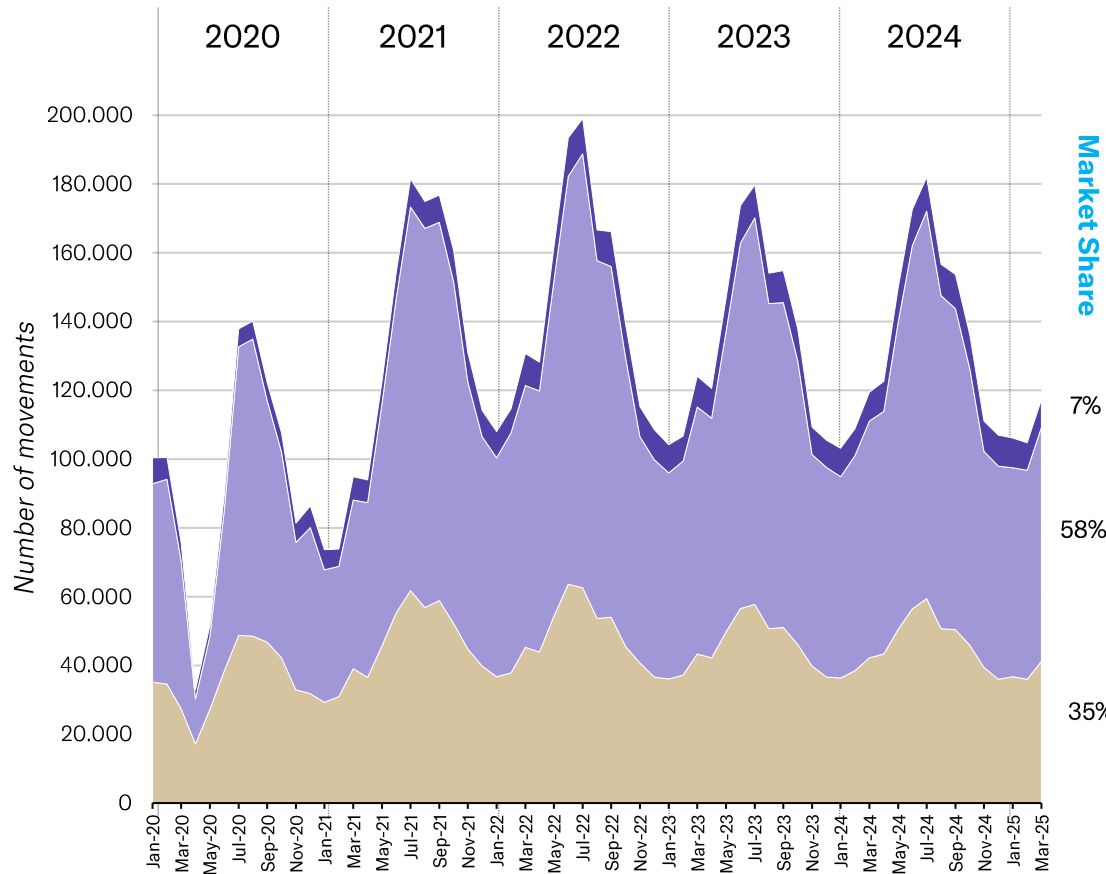
BUSINESS AVIATION ORIGINS & DESTINATIONS – MARCH 2025

MONTHLY TRAFFIC & MONTHLY GROWTH



EBAA TRAFFIC TRACKER - MARCH 2025

Activity per Origin-Destination

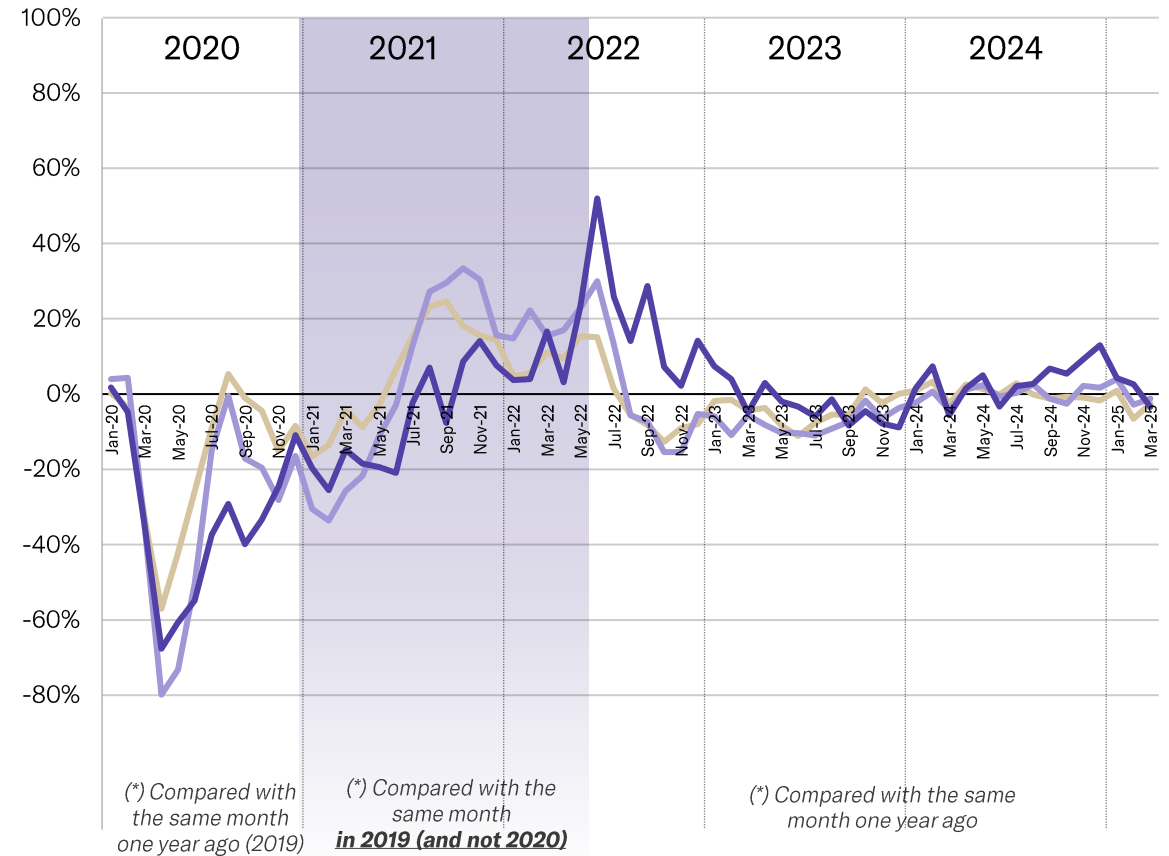


 **Extra-Europe**

 **Intra-Europe**

 **Domestic**

Monthly Growth - compared with */**



(*) Compared with the same month one year ago (2019)

(*) Compared with the same month in 2019 (and not 2020)

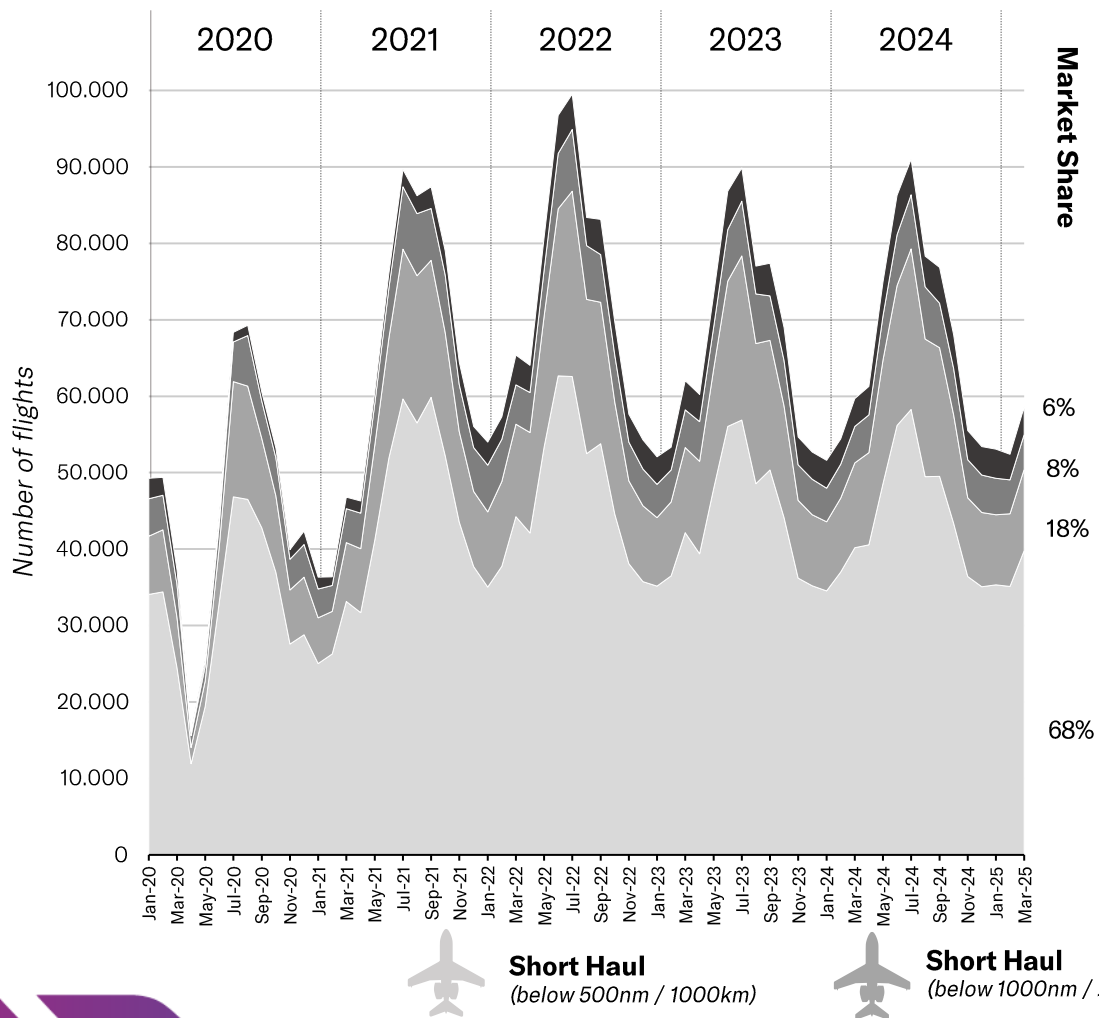
(*) Compared with the same month one year ago

BUSINESS AVIATION FLIGHT SECTOR – MARCH 2025

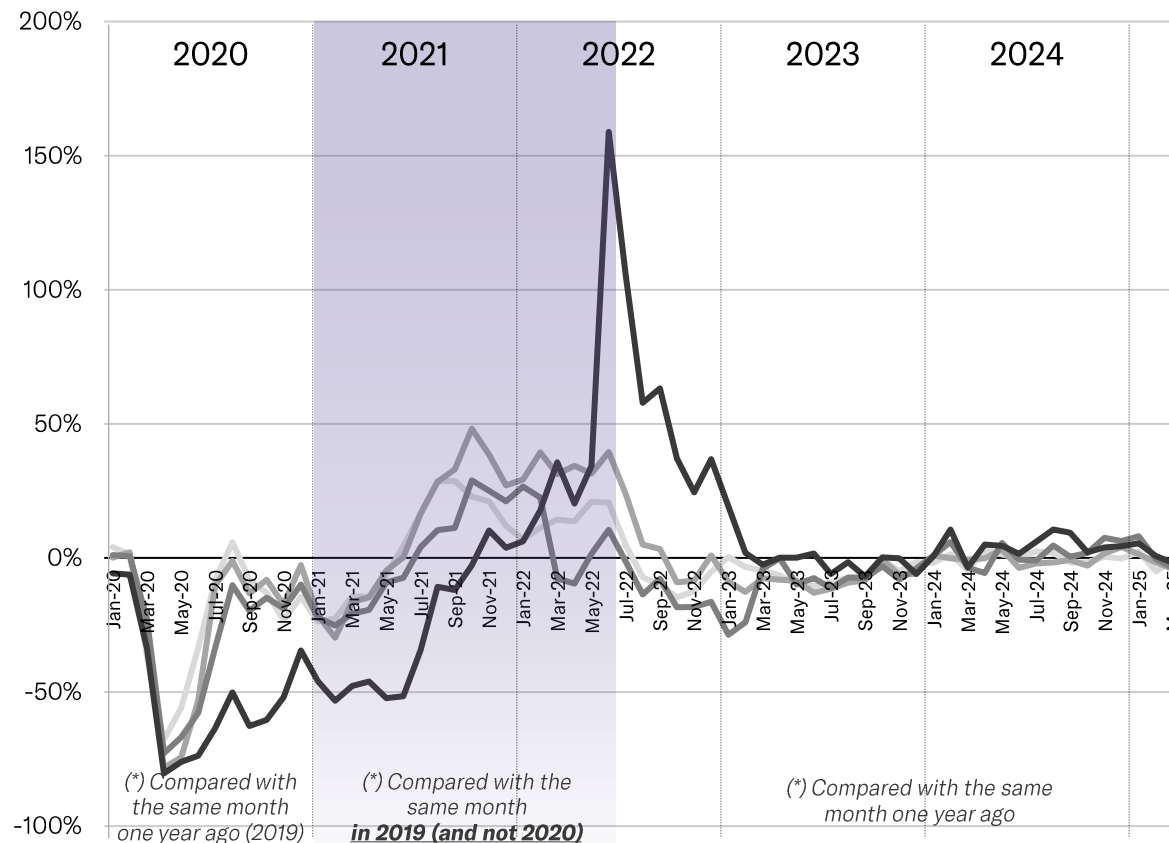
MONTHLY TRAFFIC & MONTHLY GROWTH



Activity per flight sector



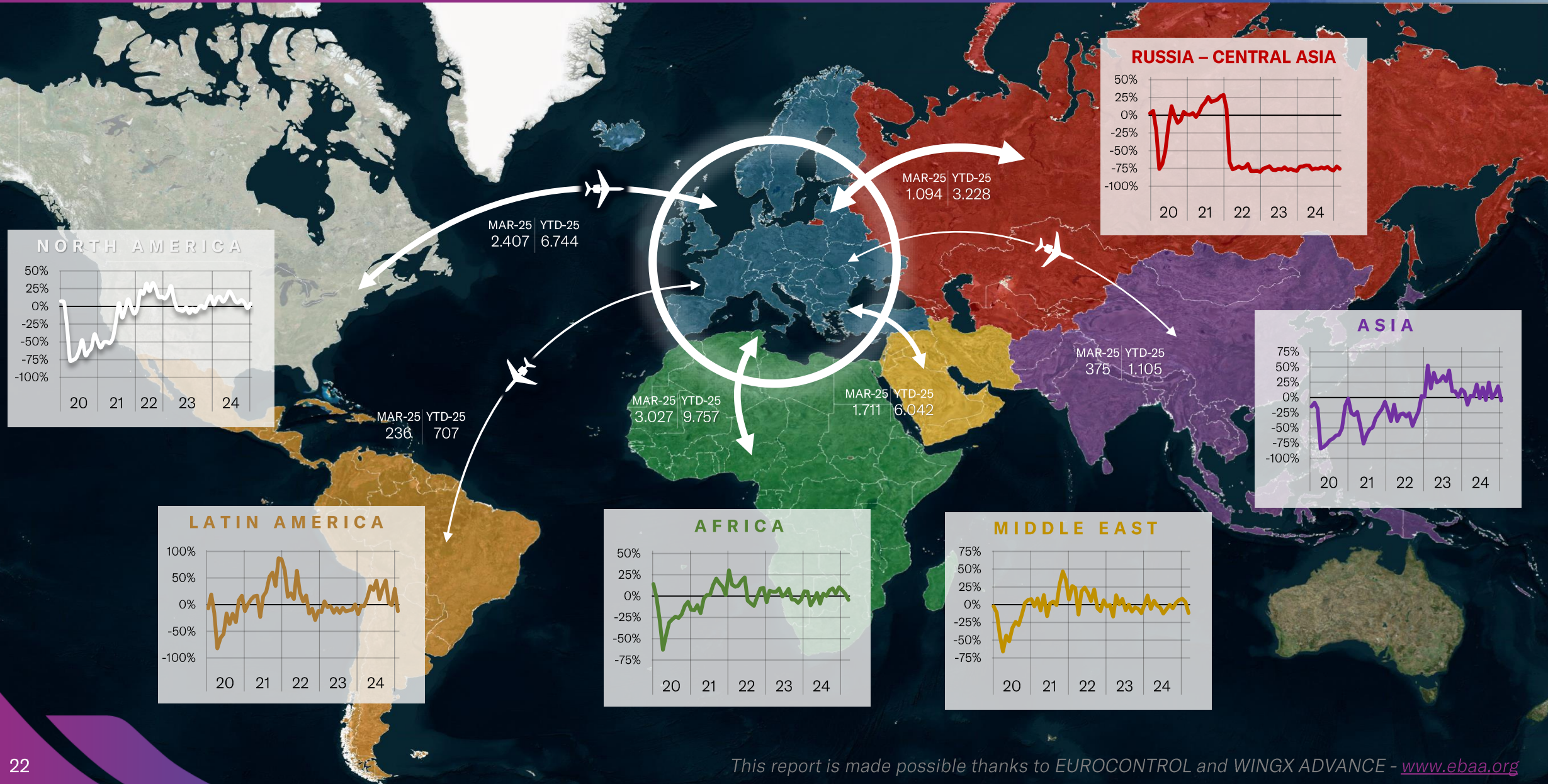
Monthly Growth - compared with */**



EBA A TRAFFIC TRACKER - MARCH 2025

EUROPEAN BUSINESS AVIATION INTERCONTINENTAL CONNECTIONS – MARCH 2025

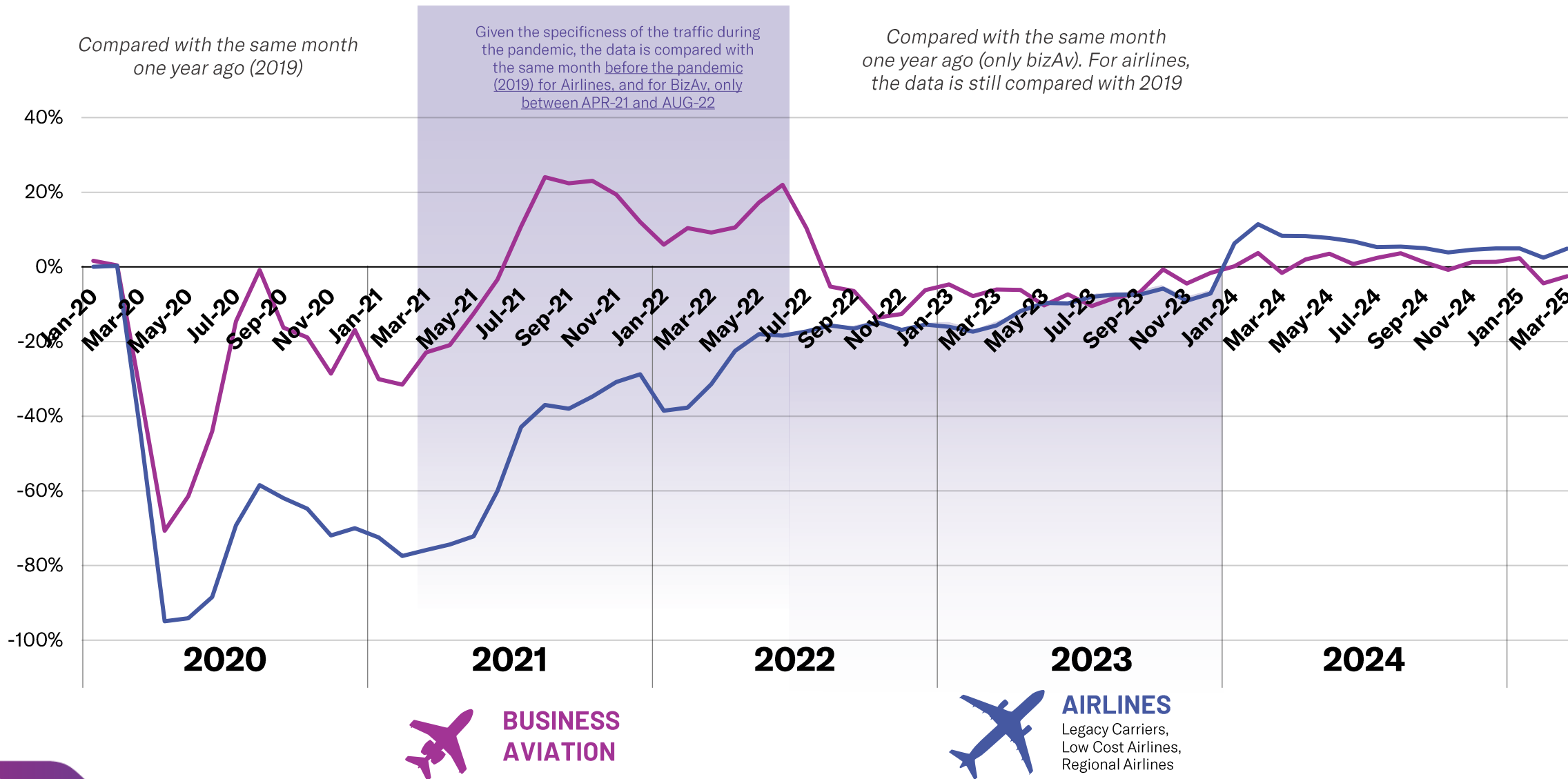
MONTHLY TRAFFIC & MONTHLY GROWTH



BUSINESS AVIATION VS. AIRLINES

MONTHLY TRAFFIC GROWTH

EBAA TRAFFIC TRACKER - MARCH 2025

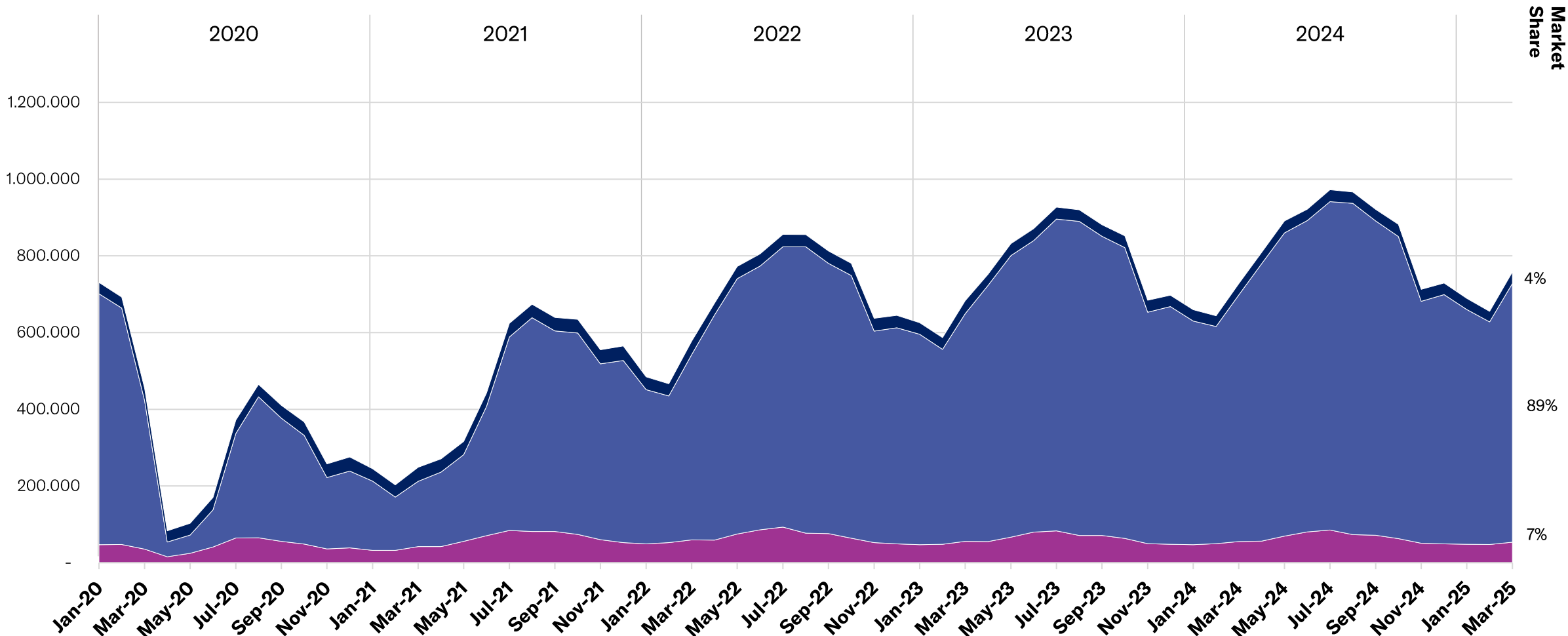


BUSINESS AVIATION VS. AIRLINES & CARGO

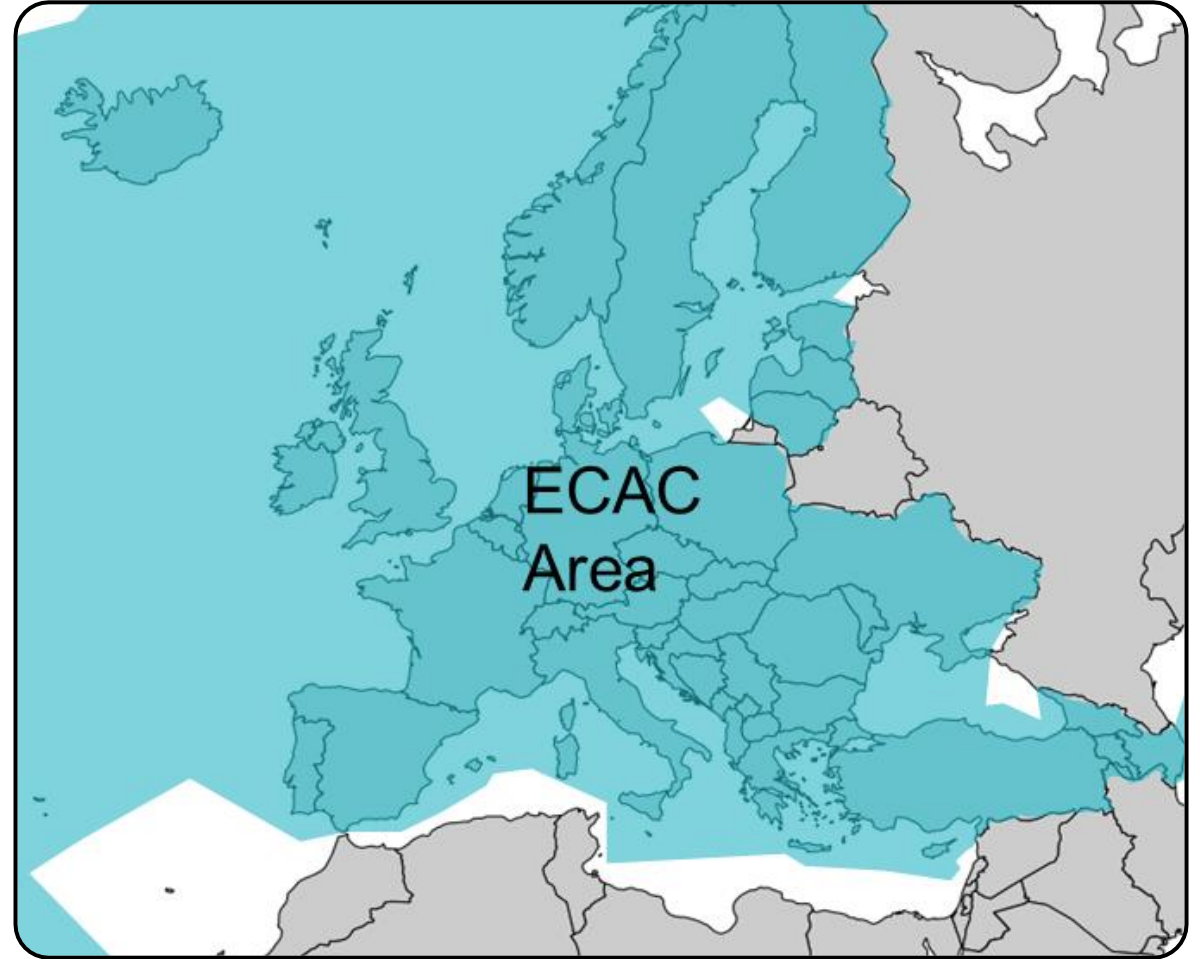
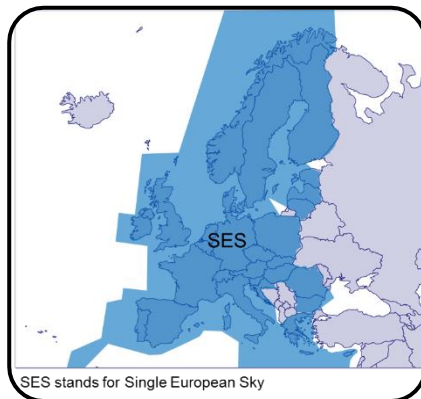
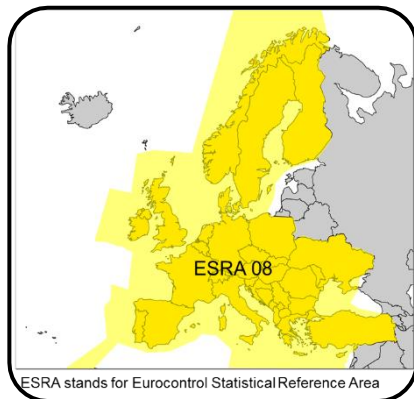
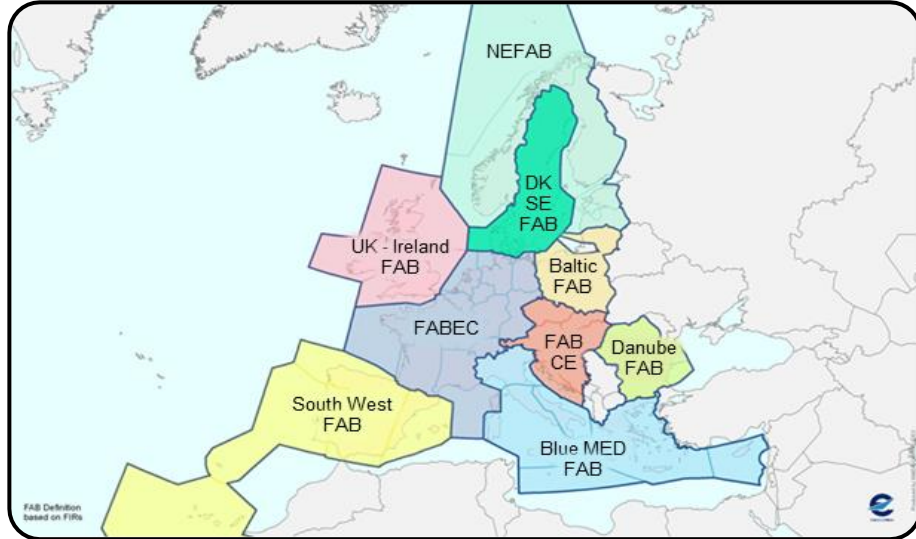
MONTHLY TRAFFIC MARKET SHARE



EBAA TRAFFIC TRACKER - MARCH 2025



AREAS



ECAC stands for European Civil Aviation Conference

The « Business Aviation » segment is defined by Eurocontrol as follows :

A318	Airbus A318	Airbus	Bizliner	flight type G only
A319	Airbus A319	Airbus	Bizliner	flight type G only
A320	Airbus A320	Airbus	Bizliner	flight type G only
ASTR	Gulfstream G100	Gulfstream	Midsize Jet	
B350	King Air 350	Hawker Beechcraft	Turboprop	flight type G and N only
B737	Boeing 737-700	Boeing	Bizliner	flight type G only
B738	Boeing 737-800	Boeing	Bizliner	flight type G only
B739	Boeing 737-900	Boeing	Bizliner	flight type G only
B748	Boeing 747-8I	Boeing	Bizliner	flight type G only
B77L	Boeing 777-200 Freighter	Boeing	Bizliner	flight type G only
B77W	Boeing 777-300ER	Boeing	Bizliner	flight type G only
B788	Boeing 787-8	Boeing	Bizliner	flight type G only
B789	Boeing 787-9	Boeing	Bizliner	flight type G only
BE10	KingAir 100	Hawker Beechcraft	Turboprop	
BE20	King Air 200	Hawker Beechcraft	Turboprop	
BE30	Super King Air 300	Hawker Beechcraft	Turboprop	
BE40	Hawker Beechjet 400	Hawker Beechcraft	Light Jet	
BE90	King Air 90	Hawker Beechcraft	Turboprop	
BE9L	King Air 90	Hawker Beechcraft	Turboprop	
BE9T	KingAir90	Hawker Beechcraft	Turboprop	
C208	Cessna 208 Caravan	Cessna	Turboprop	
C25A	Cessna Citation CJ2	Cessna	Light Jet	
C25B	Cessna Citation CJ3	Cessna	Light Jet	
C25C	Cessna Citation CJ4	Cessna	Light Jet	
C25M	Cessna M2	Cessna	Light Jet	
C425	Cessna Corsair	Cessna	Turboprop	
C441	Cessna Conquest	Cessna	Turboprop	
C500	Cessna Citation I	Cessna	Light Jet	
C501	Cessna Citation ISP	Cessna	Light Jet	
C510	Cessna Citation Mustang	Cessna	Light Jet	
C525	Cessna Citation CJ1	Cessna	Light Jet	
C550	Cessna Citation II	Cessna	Light Jet	
C551	Cessna Citation IISP	Cessna	Light Jet	
C55B	Cessna Citation Bravo	Cessna	Light Jet	
C560	Cessna Citation V	Cessna	Light Jet	
C56X	Cessna Citation Excel / XLS	Cessna	Light Jet	

C650	Cessna Citation III	Cessna	Midsize Jet	
C680	Citation Sovereign	Cessna	Midsize Jet	
C750	Cessna Citation X	Cessna	Midsize Jet	
CL30	Challenger 300 series	Bombardier	Midsize Jet	
CL35	Challenger 350	Bombardier	Midsize Jet	
CL60	Challenger 600 series	Bombardier	Heavy Jet	
CRJ2	Challenger 800-850	Bombardier	Heavy Jet	flight type G only
E135	Embraer RJ135	Embraer	Heavy Jet	flight type G only
E145	Embraer RJ145	Embraer	Heavy Jet	flight type G only
E190	Embraer 190	Embraer	Bizliner	flight type G only
E35L	Legacy 600 series	Embraer	Heavy Jet	
E50P	Embraer Phenom 100	Embraer	Light Jet	
E545	Legacy 450 / Praetor 500	Embraer	Midsize Jet	
E550	Embraer Legacy 500	Embraer	Midsize Jet	
E55P	Embraer Phenom 300	Embraer	Light Jet	flight type G and N only
E75L	Embraer RJ175	Embraer	Bizliner	flight type G only
EA50	Eclipse 500	Eclipse	Light Jet	
F2TH	Dassault Falcon 2000	Dassault	Heavy Jet	
F900	Dassault Falcon 900	Dassault	Heavy Jet	
FA10	Dassault Falcon 10/100	Dassault	Light Jet	
FA20	Dassault Falcon 20/200	Dassault	Midsize Jet	
FA50	Dassault Falcon 50	Dassault	Midsize Jet	
FA6X	Dassault Falcon 6X	Dassault	Heavy Jet	
FA7X	Dassault Falcon 7X	Dassault	Heavy Jet	
FA8X	Dassault Falcon 8X	Dassault	Heavy Jet	
G150	Gulfstream G150	Gulfstream	Midsize Jet	
G280	Gulfstream G280	Gulfstream	Midsize Jet	
GA5C	Gulfstream G500/550	Gulfstream	Heavy Jet	
GA6C	Gulfstream G600/650	Gulfstream	Heavy Jet	
GALX	Gulfstream G200	Gulfstream	Midsize Jet	
GL5T	Global 5000	Bombardier	Heavy Jet	
GL6T	Global 6000	Bombardier	Heavy Jet	
GLEX	Global Express / 6000	Bombardier	Heavy Jet	
GLF2	Gulfstream 2	Gulfstream	Heavy Jet	
GLF3	Gulfstream 3	Gulfstream	Heavy Jet	
GLF4	Gulfstream G300/450	Gulfstream	Heavy Jet	
GLF5	Gulfstream G500/550	Gulfstream	Heavy Jet	

GLF6	Gulfstream G600/650	Gulfstream	Heavy Jet	flight type G and N only
H25B	Hawker 700-900	Hawker Beechcraft	Midsize Jet	
H25C	British Aerospace 125-1000	British Aerospace	Light Jet	
HA4T	Hawker 4000	Hawker Beechcraft	Midsize Jet	
HDJT	HondaJet	Honda	Light Jet	
HF20	Hansa Jet	Hamburger Flugzeugbau	Light Jet	
LJ23	Learjet 23	Bombardier	Light Jet	
LJ24	Learjet 24	Bombardier	Light Jet	
LJ25	Learjet 25	Bombardier	Light Jet	
LJ28	Learjet 28	Bombardier	Light Jet	
LJ31	Learjet 31	Bombardier	Light Jet	
LJ35	Learjet 35	Bombardier	Light Jet	
LJ40	Learjet 40	Bombardier	Light Jet	
LJ45	Learjet 45	Bombardier	Light Jet	
LJ55	Learjet 55	Bombardier	Midsize Jet	
LJ60	Learjet 60	Bombardier	Midsize Jet	
LJ70	Learjet 70	Bombardier	Midsize Jet	
LJ75	Learjet 75	Bombardier	Midsize Jet	
P180	Piaggio P180 Avanti	Piaggio Aerospace	Turboprop	
PAY2	Piper Cheyenne 2	Piper Aircraft	Turboprop	
PAY3	Piper Cheyenne 3	Piper Aircraft	Turboprop	
PAY4	Piper Cheyenne 400	Piper Aircraft	Turboprop	
PC12	Pilatus PC-12	Pilatus	Turboprop	
PC24	Pilatus PC24	Pilatus	Light Jet	
PRM1	Premier 1	Hawker Beechcraft	Light Jet	
SBR1	Sabreliner	NA Rockwell	Light Jet	
SBR2	Sabreliner	NA Rockwell	Light Jet	
SJ30	Syberjet SJ30	SyberJet	Light Jet	
TBM7	Socata TBM 700	Daher-Socata	Turboprop	
TBM8	Socata TBM 850	Daher-Socata	Turboprop	
TBM9	Socata TBM 900 series	Daher-Socata	Turboprop	
WW23	1123 Westwind	IAI	Midsize Jet	
WW24	1124 Westwind	IAI	Midsize Jet	
EA50	Eclipse 500	Eclipse	Light Jet	

The list is permanently updated ...

DISCLAIMER

This report is provided by EBAA for information purposes only and no representation, warranties or other assurances, express or implied, are given as to the quality, accuracy, or completeness of the information contained in, or provided in connection with the report.

Recipients of this report must determine for themselves whether any matters referred to are suitable for their purposes. Neither EBAA nor any of their affiliates, agents, partners, representatives, consultants or any other company, firm or organisation involved in producing this report, nor any of their successors or assign or any employees, officer or director of any of them shall have any liability with respect to the use or reliance on the report by any person, irrespective of any negligence, omission or default, on the part of the foregoing persons.

Any reproduction or publication of this report, in whole or in part, is strictly forbidden without the written consent of EBAA. Please write to communications@ebaa.org for questions related to the use of this report.



For more information, please contact:

Square de Meeûs 37
BE - 1000 Brussels - Belgium

Phone: +32 2 318 28 00
Fax: +32 2 318 28 01

Follow us



@EUROPEANBUSINESSAVIATIONASSOCIATION



@EBAAORG



EUROPEAN BUSINESS AVIATION ASSOCIATION



@EUROPEAN_BUSINESS_AVIATION

www.ebaa.org

