

# BUSINESS AVIATION TRAFFIC TRACKER EUROPE

OCTOBER 2024



EUROPEAN BUSINESS AVIATION ASSOCIATION



# DEPARTURES, ARRIVALS, INTERNALS AND OVERFLIGHTS (DAIO) REPORT

## TOTAL BUSINESS AVIATION FLIGHTS



### Business Aviation (ECAC Area)

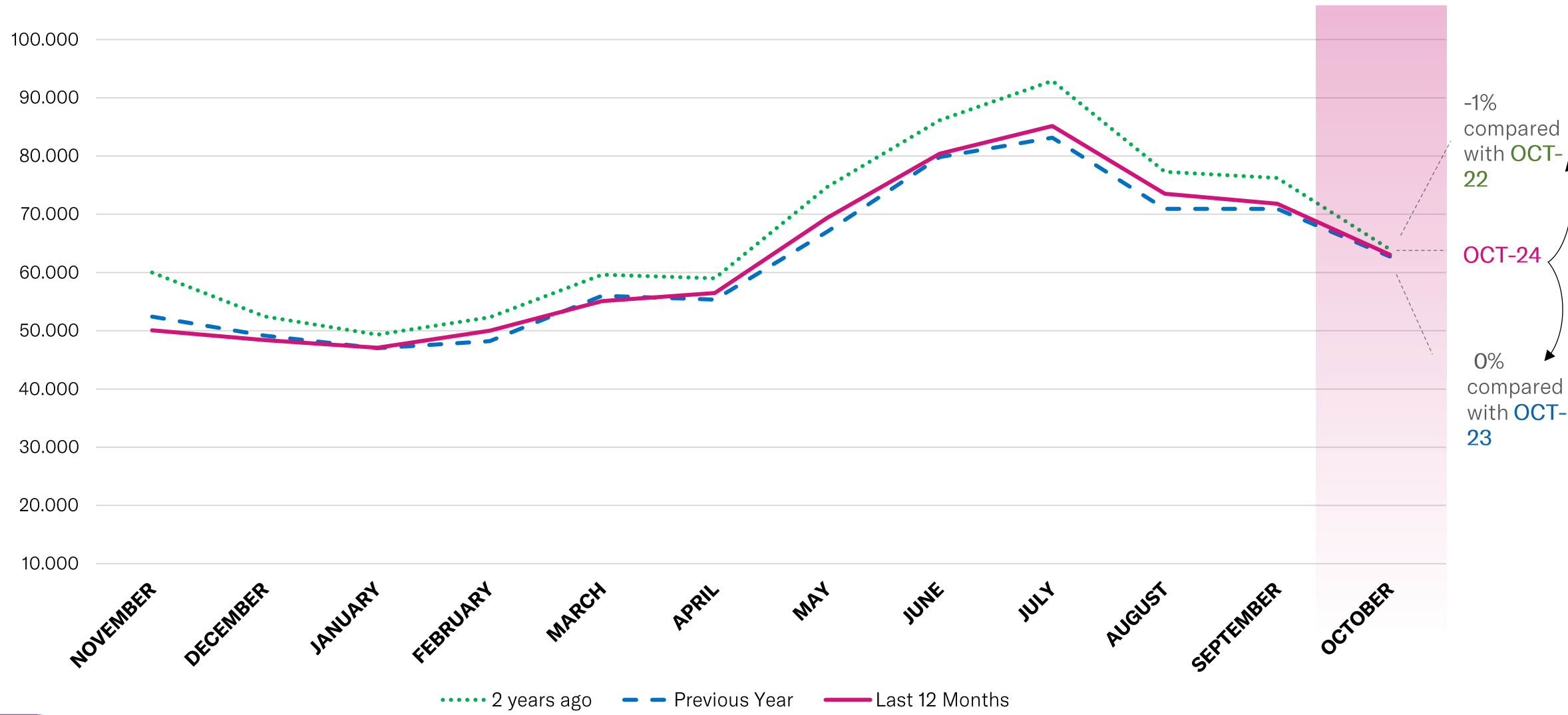
	ARRIVAL			DEPARTURE			INTERNAL			OVERFLIGHT			PREVIOUS YEAR	CURRENT YEAR	GROWTH
	Previous Year	Current Year	Growth	Previous Year	Current Year	Growth	Previous Year	Current Year	Growth	Previous Year	Current Year	Growth			
Nov 2023	3.234	3.072	-5,0%	3.194	3.020	-5,4%	45.443	43.512	-4,2%	482	482	0,0%	<b>52.353</b>	<b>50.086</b>	<b>-4,3%</b>
Dec 2023	3.001	2.875	-4,2%	3.116	3.023	-3,0%	42.414	41.932	-1,1%	611	560	-8,3%	<b>49.142</b>	<b>48.390</b>	<b>-1,5%</b>
Jan 2024	3.036	3.250	7,0%	2.825	3.041	7,6%	40.633	40.239	-1,0%	462	556	20,3%	<b>46.956</b>	<b>47.086</b>	<b>0,3%</b>
Feb 2024	2.642	3.025	14,5%	2.578	3.006	16,6%	42.543	43.497	2,2%	379	482	27,2%	<b>48.142</b>	<b>50.010</b>	<b>3,9%</b>
Mar 2024	3.315	3.267	-1,4%	3.257	3.270	0,4%	48.909	48.026	-1,8%	469	541	15,4%	<b>55.950</b>	<b>55.104</b>	<b>-1,5%</b>
Apr 2024	3.232	3.474	7,5%	3.069	3.356	9,4%	48.589	49.083	1,0%	422	553	31,0%	<b>55.312</b>	<b>56.466</b>	<b>2,1%</b>
May 2024	3.610	3.989	10,5%	3.374	3.642	7,9%	59.614	61.167	2,6%	422	581	37,7%	<b>67.020</b>	<b>69.379</b>	<b>3,5%</b>
Jun 2024	4.269	4.407	3,2%	3.922	4.206	7,2%	71.129	71.292	0,2%	333	498	49,5%	<b>79.653</b>	<b>80.403</b>	<b>0,9%</b>
Jul 2024	3.765	4.147	10,1%	3.889	4.142	6,5%	75.177	76.393	1,6%	324	478	47,5%	<b>83.155</b>	<b>85.160</b>	<b>2,4%</b>
Aug 2024	3.486	3.869	11,0%	3.510	4.034	14,9%	63.694	65.185	2,3%	253	433	71,1%	<b>70.943</b>	<b>73.521</b>	<b>3,6%</b>
Sep 2024	3.468	4.026	16,1%	3.416	4.012	17,4%	63.684	63.356	-0,5%	369	425	15,2%	<b>70.937</b>	<b>71.819</b>	<b>1,2%</b>
Oct 2024	3.629	3.776	4,1%	3.744	4.077	8,9%	55.751	54.671	-1,9%	429	526	22,6%	<b>63.553</b>	<b>63.050</b>	<b>-0,8%</b>
<b>Grand Total</b>	<b>40.687</b>	<b>43.177</b>	<b>6,1%</b>	<b>39.894</b>	<b>42.829</b>	<b>7,4%</b>	<b>657.580</b>	<b>658.353</b>	<b>0,1%</b>	<b>4.955</b>	<b>6.115</b>	<b>23,4%</b>	<b>743.116</b>	<b>750.474</b>	<b>1,0%</b>

# DEPARTURES, ARRIVALS, INTERNALS AND OVERFLIGHTS (DAIO) REPORT

## TOTAL BUSINESS AVIATION FLIGHTS



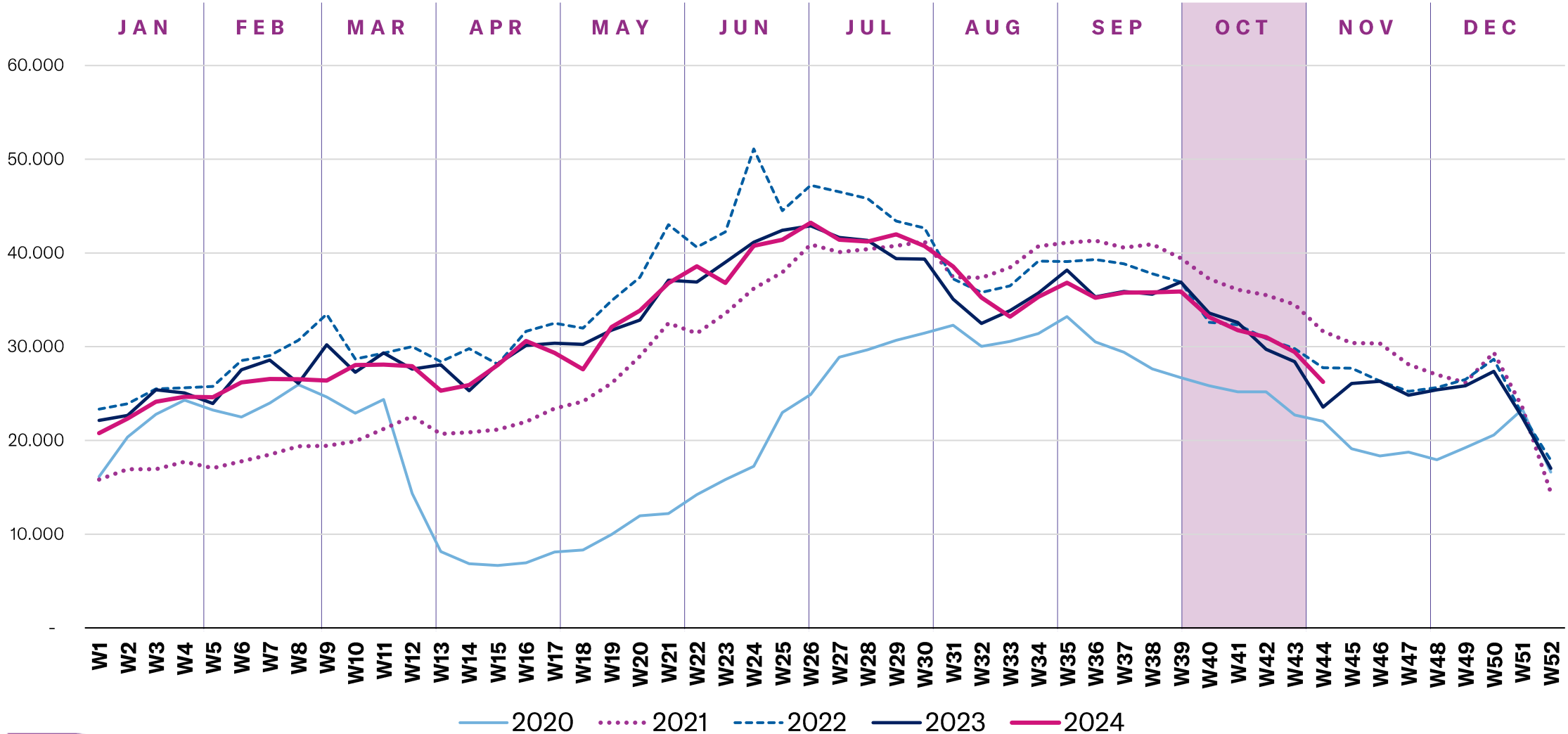
EBAA TRAFFIC TRACKER - OCTOBER 2024



# WEEK BY WEEK DETAILS IN EUROPE

## BUSINESS AVIATION WEEKLY MOVEMENTS (DEPARTURES + ARRIVALS)

EBAA TRAFFIC TRACKER - OCTOBER 2024

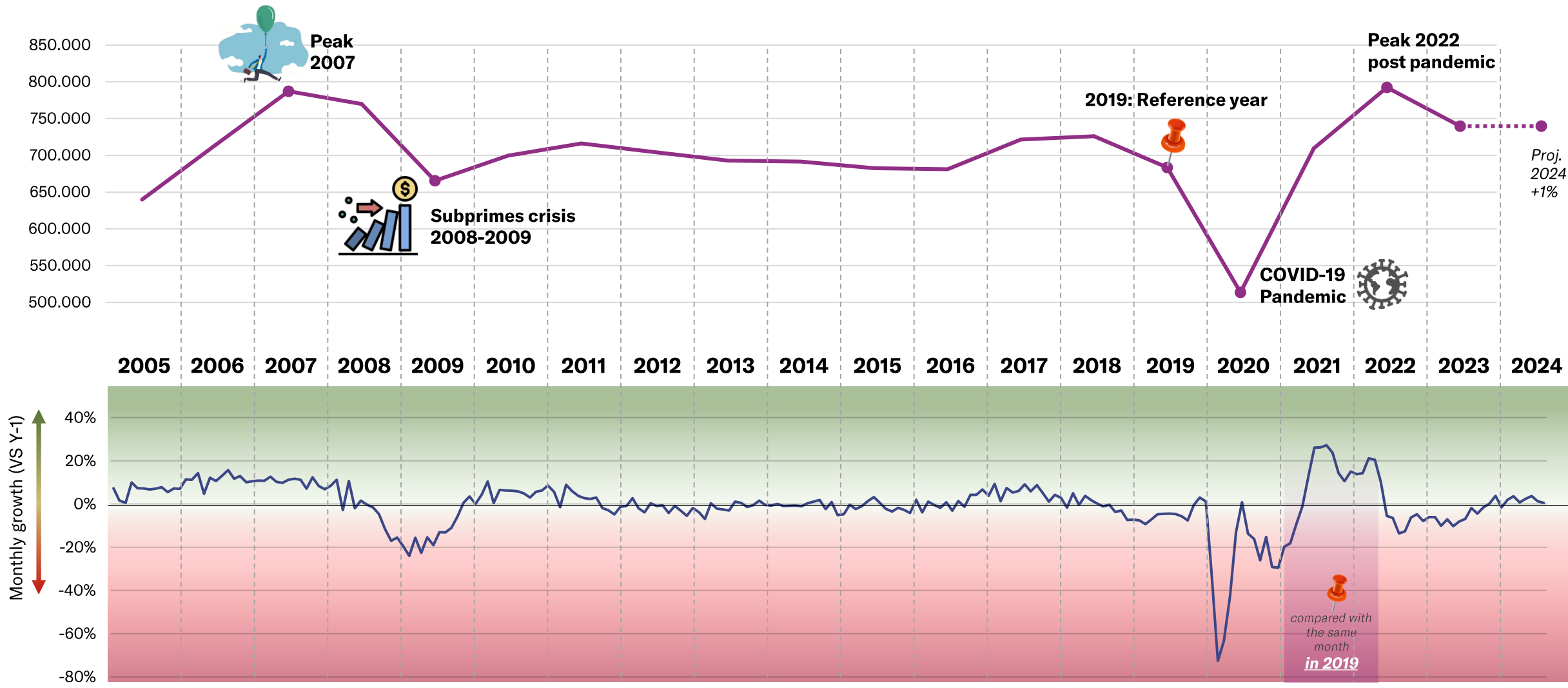


# BUSINESS AVIATION IN EUROPE : 2005 – NOW

## MONTHLY ACTIVITY AND GROWTH



EBAA TRAFFIC TRACKER - OCTOBER 2024





# EUROPEAN STATES – STATE OF PLAY

« YEAR-TO-DATE » details in Europe (flights from january onwards)



## STATE OF PLAY - YTD (from january onwards)

EBAA TRAFFIC TRACKER - OCTOBER 2024

	MONTH CURRENT YEAR	MONTH GROWTH	YTD CURRENT YEAR	YTD GROWTH
FRANCE	19.134	-7%	213.187	-3%
UNITED KINGDOM	18.006	-5%	178.719	-1%
GERMANY	14.765	-3%	148.284	-2%
ITALY	12.710	0%	135.364	0%
SPAIN	10.990	5%	104.661	3%
SWITZERLAND	7.418	-1%	84.580	-1%
TURKEY	4.552	-2%	49.751	0%
GREECE	3.005	-3%	39.800	6%
AUSTRIA	3.227	1%	34.778	-1%
NORWAY	3.209	-8%	34.743	3%
SWEDEN	3.307	-7%	33.251	-6%
BELGIUM	2.366	1%	23.390	-3%
NETHERLANDS	2.335	-7%	23.126	-7%
POLAND	2.059	2%	19.681	1%
CZECH REPUBLIC	1.878	-5%	18.570	4%
PORTUGAL	1.998	4%	17.570	-2%
IRELAND	1.514	4%	14.263	-4%
CROATIA	983	-3%	13.808	-3%
DENMARK	1.184	-13%	12.729	1%
ICELAND	1.098	1%	11.534	1%
ROMANIA	1.200	5%	11.404	9%
FINLAND	963	-1%	10.116	-12%
HUNGARY	1.007	6%	9.240	3%
CYPRUS	801	-8%	7.093	3%
SLOVAKIA	627	-4%	6.562	-7%
SERBIA	666	-6%	6.281	-13%
LUXEMBOURG	670	-6%	5.861	-5%
BULGARIA	449	-17%	5.298	-1%
MALTA	475	-1%	4.415	1%
MONTENEGRO	215	11%	3.539	2%
SLOVENIA	355	0%	3.380	7%
LITHUANIA	292	0%	2.214	-9%
ESTONIA	218	10%	1.936	-6%
LATVIA	163	-20%	1.931	-7%
BOSNIA AND HERZEGOVINA	157	6%	1.489	16%
ALBANIA	148	-3%	1.266	0%
MOLDOVA	146	21%	1.153	12%
MACEDONIA	85	-1%	690	-11%
UKRAINE				
















This report is made possible thanks to EUROCONTROL and WINGX ADVANCE - [www.ebaa.org](http://www.ebaa.org)

# TOP 10 ACTIVE AIRPORTS – OCTOBER 2024

## AVERAGE DAILY BUSINESS AVIATION DEPARTURES



EBAA TRAFFIC TRACKER - OCTOBER 2024

RANK	ICAO CODE	NAME	MONTH CURRENT YEAR	MONTH GROWTH	YTD CURRENT YEAR	YTD GROWTH
1	LFPB	 Paris Le Bourget	82,5	-4,6%	74,1	-3,5%
2 	LSGG	 Geneva	42,5	-0,2%	44,2	-3,3%
3 	LFMN	 Nice	37,8	-9,4%	54,8	2,3%
4 	EGLF	 Farnborough	37,6	-13,4%	38,7	-5,7%
5	EGGW	 London Luton	36,4	-5,3%	37,2	2,6%
6	LIML	 Milan Linate	34,8	-3,8%	35,0	-2,3%
7	LSZH	 Zurich	33,7	2,4%	34,8	-1,2%
8	EGKB	 London Biggin Hill	26,9	-6,8%	29,5	-2,3%
9 	LTBA	 Istanbul Ataturk	26,1	35,2%	25,1	18,0%
10 	LEPA	 Palma de Mallorca	25,7	-9,5%	25,3	-1,1%



# TOP 30 AIRPORTS – STATE OF PLAY

« YEAR-TO-DATE » details in Europe (flights from january onwards)

## STATE OF PLAY - YTD (from january onwards)

	MONTH CURRENT YEAR	MONTH GROWTH	YTD CURRENT YEAR	YTD GROWTH
PARIS LE BOURGET	5.282	-4%	46.691	-3%
NICE CÔTE D'AZUR	2.449	-10%	34.897	3%
GENEVA INTERNATIONAL	2.803	0%	28.773	-3%
FARNBOROUGH	2.402	-14%	24.483	-5%
LONDON LUTON	2.318	-5%	23.533	3%
ZURICH	2.203	4%	22.219	-1%
MILANO LINATE	2.234	-4%	21.996	-2%
LONDON BIGGIN HILL	1.738	-5%	18.481	-2%
ISTANBUL ATATÜRK	1.667	32%	15.973	18%
PALMA DE MALLORCA	1.645	-9%	15.904	0%
ROMA CIAMPINO	1.652	-4%	14.213	-3%
ATHENS INTERNATIONAL	1.201	5%	14.148	10%
MADRID BARAJAS	1.577	7%	13.995	11%
IBIZA	972	-4%	13.494	-2%
MALAGA COSTA DEL SOL	1.270	0%	12.501	2%
PRAGUE VACLAV HAVEL	1.306	7%	12.062	4%
OLBIA COSTA SMERALDA	404	-11%	12.024	3%
MÜNCHEN	1.214	-6%	11.810	2%
BARCELONA	1.529	36%	11.785	12%
BERLIN SCHÖNEFELD	1.207	1%	11.760	1%
CANNES MANDELIEU	788	-8%	11.758	-2%
WIEN SCHWECHAT	1.268	4%	11.462	-2%
AMSTERDAM SCHIPHOL	1.138	-9%	11.326	-11%
LONDON STANSTED	856	-5%	9.236	-3%
HAMBURG	840	-4%	8.182	-5%
SALZBURG W. A. MOZART	666	6%	7.974	2%
BUDAPEST INTERNATIONAL	802	11%	7.506	9%
STUTTGART	672	-17%	7.424	-8%
KÖLN BONN	746	-2%	7.402	1%
RAF NORTHOLT	860	2%	7.358	9%

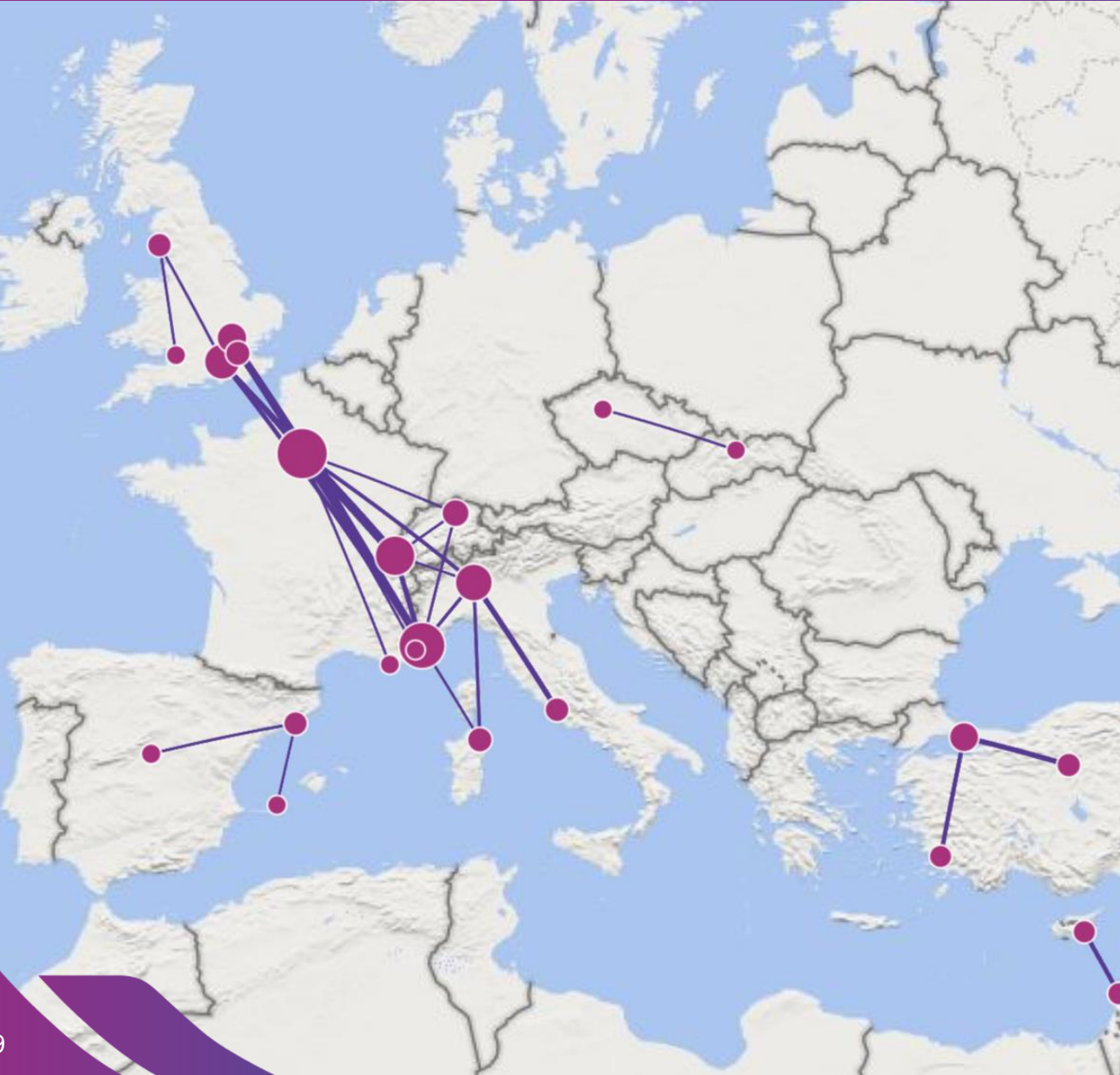


# TOP 30 BUSINESS AVIATION ROUTES – STATE OF PLAY

« YEAR-TO-DATE » details in Europe (flights from january onwards)



EBAA TRAFFIC TRACKER - OCTOBER 2024



AIRPORT 1		AIRPORT 2		YTD CURRENT YEAR	YTD GROWTH(*)
LSGG	Geneva International	LFPB	Paris Le Bourget	2.760	-2%
LFMN	Nice Côte d'Azur	LFPB	Paris Le Bourget	2.335	-1%
LIRA	Roma Ciampino	LIML	Milano Linate	1.609	5%
LTBA	Istanbul Atatürk	LTAC	Ankara Esenboğa	1.556	30%
LFMN	Nice Côte d'Azur	LSGG	Geneva International	1.502	3%
LCLK	Larnaka International	LLBG	Tel Aviv International	1.342	49%
LTBA	Istanbul Atatürk	LTFE	Mugla Milas Bodrum	1.313	16%
LFMN	Nice Côte d'Azur	EGLF	Farnborough	1.302	-14%
LFPB	Paris Le Bourget	EGGW	London Luton	1.225	8%
EGLF	Farnborough	LFPB	Paris Le Bourget	1.206	-11%
LFPB	Paris Le Bourget	LIML	Milano Linate	1.133	-2%
EGGW	London Luton	LFMN	Nice Côte d'Azur	1.102	2%
LFMN	Nice Côte d'Azur	LIML	Milano Linate	996	9%
EGKB	London Biggin Hill	LFPB	Paris Le Bourget	994	3%
LIML	Milano Linate	LIEO	Olbia Costa Smeralda	985	8%
EGLF	Farnborough	LSGG	Geneva International	829	-14%
LEBL	Barcelona	LEMD	Madrid Barajas	828	4%
LSZH	Zurich	LFMN	Nice Côte d'Azur	817	7%
EGNL	Walney Island	EGLF	Farnborough	781	0%
EGGD	Bristol	EGNL	Walney Island	775	-10%
LSZH	Zurich	LSGG	Geneva International	770	-10%
LFPB	Paris Le Bourget	LFTH	Toulon-Hyeres	766	-10%
LSZH	Zurich	LFPB	Paris Le Bourget	764	-14%
LIEO	Olbia Costa Smeralda	LFMN	Nice Côte d'Azur	754	3%
LZIB	Bratislava M. R. Stefanika	LKPR	Prague Vaclav Havel	740	25%
LFPB	Paris Le Bourget	LFMD	Cannes Mandelieu	734	-13%
EGKB	London Biggin Hill	LFMN	Nice Côte d'Azur	730	-8%
LSGG	Geneva International	LIML	Milano Linate	723	10%
EGLF	Farnborough	EGGW	London Luton	715	-4%
LEIB	Ibiza	LEBL	Barcelona	713	2%

# TOP 10 FLOWS– OCTOBER 2024

## AVERAGE DAILY BUSINESS AVIATION FLIGHTS



EBAA TRAFFIC TRACKER - OCTOBER 2024

ORIGIN	DESTINATION	MONTH CURRENT YEAR	MONTH GROWTH	YTD CURRENT YEAR	YTD GROWTH
France	France	123,7	-5,5%	132,1	-3,4%
UK-Continental	UK-Continental	115,0	-2,7%	113,8	-1,7%
Germany	Germany	101,4	-3,9%	106,9	-4,6%
Italy	Italy	64,6	4,7%	71,1	1,3%
Spain-Continental	Spain-Continental	55,8	2,7%	56,3	6,4%
Norway-Continental	Norway-Continental	42,7	-5,1%	45,3	4,6%
Sweden	Sweden	36,3	-1,5%	35,9	-2,3%
Türkiye	Türkiye	33,9	-5,4%	38,9	-2,0%
France	UK-Continental	29,7	-17,3%	34,0	-3,9%
UK-Continental	France	29,6	-15,8%	33,8	-4,8%

# TRAFFIC PER STATE – OCTOBER 2024

## AVERAGE DAILY BUSINESS AVIATION FLIGHTS – PART 1



EBA A TRAFFIC TRACKER - OCTOBER 2024

STATE	MONTH CURRENT YEAR	MONTH PREVIOUS YEAR	MONTH CHANGE	MONTH GROWTH	YTD CURRENT YEAR	YTD PREVIOUS YEAR	YTD CHANGE	YTD GROWTH
ECAC	2.033,9	2.050,1	-16,2	-0,8%	2.137,7	2.110,6	27,1	1,3%
NM Area	2.048,7	2.039,7	9,1	0,4%	2.147,5	2.118,8	28,7	1,4%
ESRA08	2.000,4	2.034,1	-33,7	-1,7%	2.102,7	2.095,9	6,8	0,3%
ESRA02	1.989,9	2.024,9	-35,1	-1,7%	2.092,9	2.085,1	7,8	0,4%
SES-RP2	1.951,3	1.980,4	-29,2	-1,5%	2.043,4	2.036,8	6,6	0,3%
SES-RP3	1.851,8	1.877,6	-25,8	-1,4%	1.944,6	1.937,4	7,2	0,4%
EU27	1.807,6	1.829,4	-21,8	-1,2%	1.894,1	1.888,8	5,3	0,3%
FABEC	1.272,4	1.318,4	-46,0	-3,5%	1.350,7	1.357,9	-7,2	-0,5%
France	810,2	837,6	-27,4	-3,3%	863,0	862,1	0,8	0,1%
BLUE MED FAB	578,9	564,5	14,3	2,5%	630,1	617,9	12,3	2,0%
Germany	526,3	559,0	-32,7	-5,9%	553,5	567,2	-13,6	-2,4%
UK-Ireland FAB	493,2	521,7	-28,5	-5,5%	499,5	497,2	2,2	0,4%
UK-Continental	483,0	511,1	-28,1	-5,5%	489,7	486,8	2,8	0,6%
Italy	467,0	470,2	-3,2	-0,7%	519,7	513,2	6,4	1,3%
FAB CE	383,2	383,5	-0,3	-0,1%	403,8	400,4	3,4	0,8%
Switzerland	361,7	363,1	-1,4	-0,4%	393,0	387,9	5,1	1,3%
South West FAB	347,6	333,5	14,1	4,2%	328,0	319,4	8,6	2,7%
Spain	338,3	325,4	12,9	4,0%	320,6	312,7	7,9	2,5%
Spain-Continental	329,0	318,4	10,6	3,3%	312,6	304,0	8,6	2,8%
Austria	241,4	246,8	-5,4	-2,2%	252,6	255,7	-3,2	-1,2%
Belgium/Luxembourg	212,5	229,0	-16,5	-7,2%	218,0	225,1	-7,1	-3,2%
Netherlands	154,6	160,2	-5,6	-3,5%	156,7	157,6	-0,9	-0,6%



# TRAFFIC PER STATE – OCTOBER 2024

## AVERAGE DAILY BUSINESS AVIATION FLIGHTS – PART 2



EBA A TRAFFIC TRACKER - OCTOBER 2024

STATE	MONTH CURRENT YEAR	MONTH PREVIOUS YEAR	MONTH CHANGE	MONTH GROWTH	YTD CURRENT YEAR	YTD PREVIOUS YEAR	YTD CHANGE	YTD GROWTH
Türkiye	144,9	150,2	-5,3	-3,5%	157,4	156,5	0,9	0,6%
Greece	159,8	138,1	21,7	15,7%	165,1	154,2	10,9	7,0%
DK-SE FAB	120,6	129,8	-9,2	-7,1%	128,2	131,4	-3,2	-2,5%
Croatia	124,8	115,5	9,4	8,1%	135,1	128,3	6,8	5,3%
Czech Republic	111,0	111,5	-0,5	-0,5%	111,8	107,9	3,9	3,6%
Serbia/Montenegro	113,3	102,3	11,0	10,7%	111,8	107,4	4,4	4,1%
Danube FAB	94,0	101,0	-7,0	-6,9%	97,5	96,7	0,9	0,9%
Ireland	100,4	98,3	2,1	2,1%	95,3	90,8	4,5	5,0%
NEFAB	89,1	96,6	-7,5	-7,7%	97,7	99,0	-1,3	-1,3%
Sweden	87,9	94,3	-6,4	-6,7%	93,1	97,1	-4,0	-4,1%
Hungary	89,1	92,4	-3,3	-3,6%	89,6	87,6	2,0	2,2%
Bulgaria	69,9	80,0	-10,0	-12,5%	75,3	76,0	-0,7	-0,9%
Slovenia	77,4	73,4	4,0	5,4%	75,4	71,9	3,5	4,8%
Portugal-Lisbon/SantaMaria	77,0	73,1	3,9	5,3%	71,3	70,0	1,3	1,9%
Norway-Continental	65,6	69,9	-4,3	-6,1%	72,3	70,3	2,0	2,9%
Baltic FAB	72,4	68,1	4,3	6,3%	69,5	70,3	-0,8	-1,1%
Denmark	60,1	65,5	-5,3	-8,1%	65,7	65,9	-0,2	-0,3%
Poland	70,9	65,4	5,5	8,3%	67,3	67,9	-0,6	-0,9%
Portugal-Continental	66,5	63,2	3,2	5,1%	59,7	58,7	1,0	1,6%
Romania	57,4	60,0	-2,6	-4,4%	58,2	56,2	2,0	3,5%
Bosnia and Herzegovina	63,5	58,3	5,2	8,9%	62,5	60,3	2,2	3,7%
Cyprus	53,5	52,4	1,1	2,0%	47,8	52,4	-4,6	-8,7%



# TRAFFIC PER STATE – OCTOBER 2024

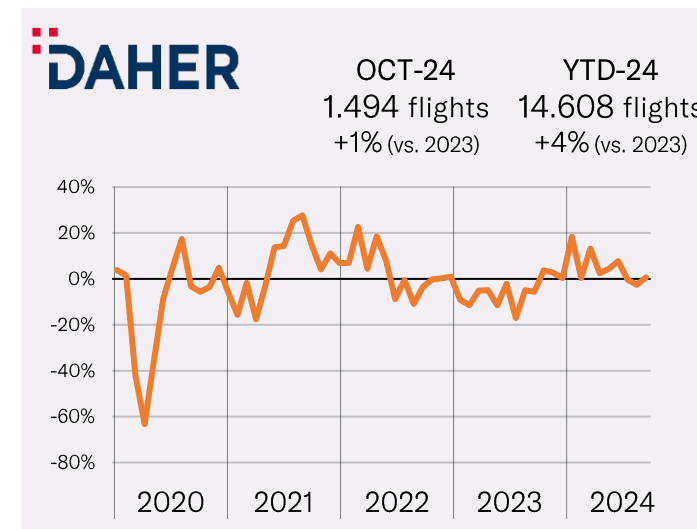
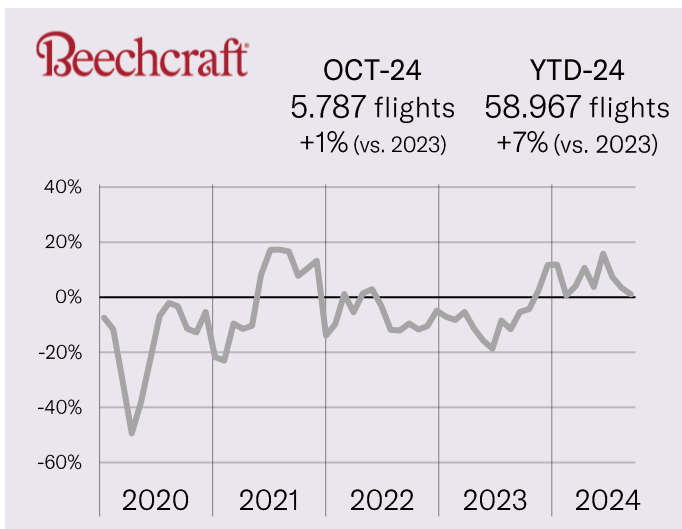
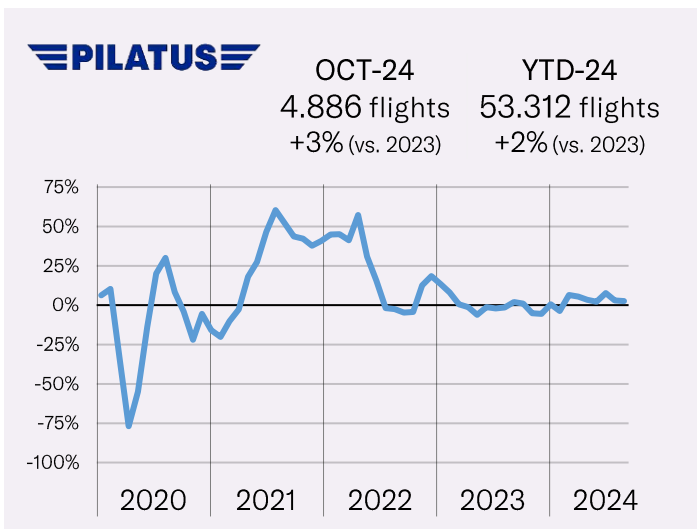
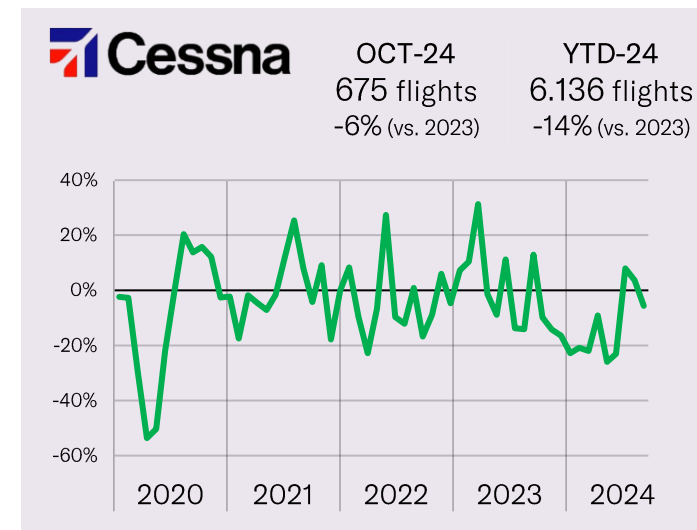
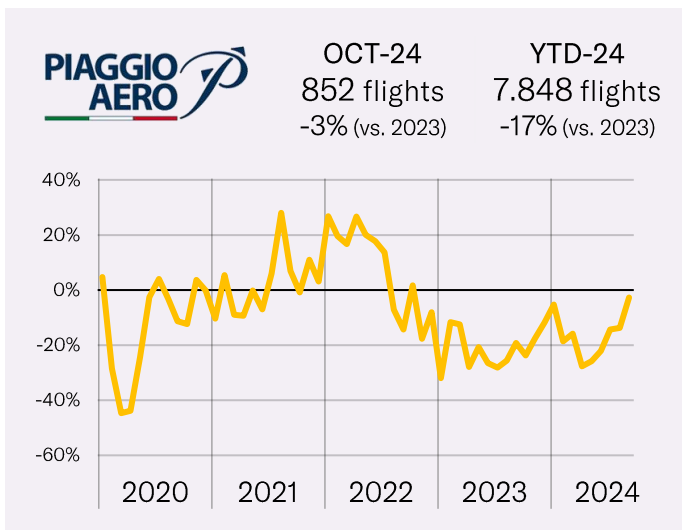
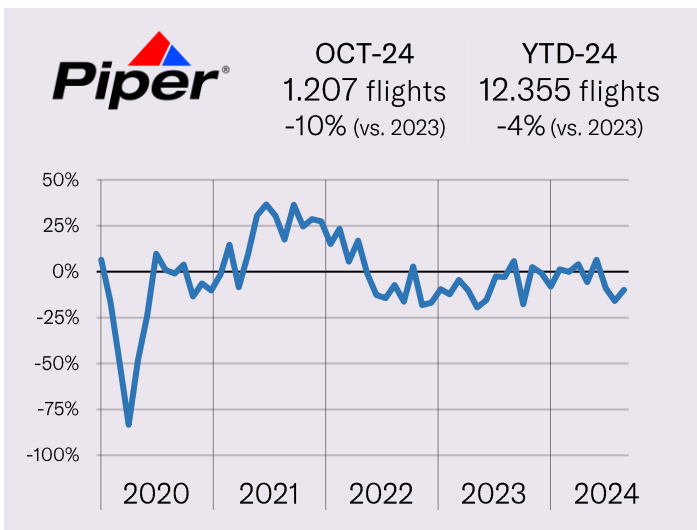
## AVERAGE DAILY BUSINESS AVIATION FLIGHTS – PART 3



STATE	MONTH CURRENT YEAR	MONTH PREVIOUS YEAR	MONTH CHANGE	MONTH GROWTH	YTD CURRENT YEAR	YTD PREVIOUS YEAR	YTD CHANGE	YTD GROWTH
Slovakia	53,1	52,1	1,1	2,0%	54,4	51,5	3,0	5,8%
Egypt	62,5	44,6	17,9	40,2%	43,1	36,5	6,6	18,1%
Morocco	51,5	42,1	9,4	22,2%	40,6	39,5	1,1	2,9%
Albania	48,5	33,9	14,5	42,9%	47,2	38,2	9,0	23,5%
North Macedonia	36,4	28,3	8,1	28,8%	33,2	28,8	4,4	15,5%
Malta	27,3	24,8	2,5	9,9%	23,3	20,8	2,5	12,1%
Azerbaijan	26,9	24,6	2,3	9,3%	23,4	21,6	1,7	8,1%
Georgia	22,5	22,2	0,3	1,2%	22,3	18,4	4,0	21,7%
Iceland	35,1	19,9	15,2	76,3%	39,2	19,1	20,1	105,4%
Finland	17,9	19,2	-1,3	-6,9%	19,2	22,2	-3,0	-13,5%
Israel	19,6	18,2	1,5	8,2%	21,7	24,9	-3,1	-12,6%
Portugal-SantaMaria	18,0	16,9	1,1	6,3%	19,4	18,1	1,3	7,2%
Spain-Canaries	21,1	16,4	4,7	28,5%	18,5	18,4	0,1	0,4%
Lithuania	10,4	12,3	-1,9	-15,7%	11,3	12,4	-1,1	-8,5%
Latvia	9,8	11,5	-1,7	-15,1%	11,2	11,8	-0,5	-4,5%
Tunisia	10,1	9,6	0,5	5,7%	9,4	8,9	0,5	5,7%
Estonia	8,7	9,0	-0,3	-3,2%	8,8	10,1	-1,3	-12,9%
Libya	7,2	5,2	2,0	37,7%	5,2	4,3	0,9	20,9%
Armenia	6,0	4,5	1,6	35,5%	4,9	6,6	-1,6	-24,9%
Moldova	4,3	2,7	1,5	56,5%	3,2	2,6	0,6	22,4%
Belarus	0,9	0,7	0,2	33,3%	0,8	0,7	0,1	11,1%
Ukraine	0,1	0,1	0,0	50,0%	0,1	0,1	0,0	11,6%

# TURBOPROPS OEMS – OCTOBER 2024

## MONTHLY TRAFFIC & MONTHLY GROWTH

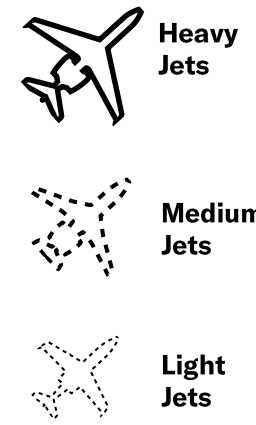
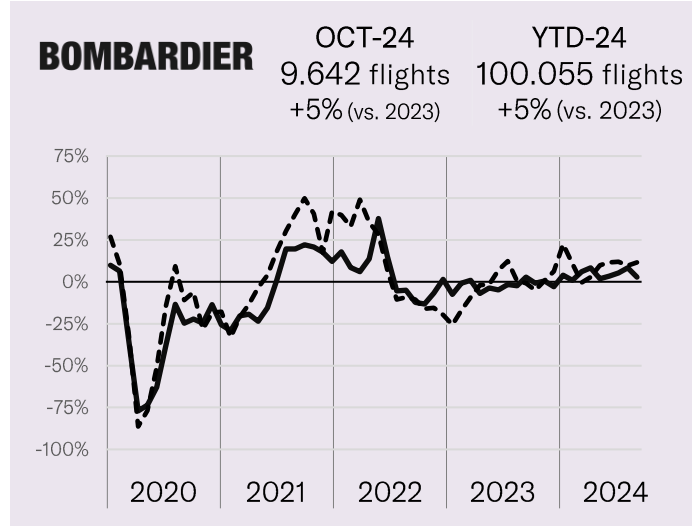
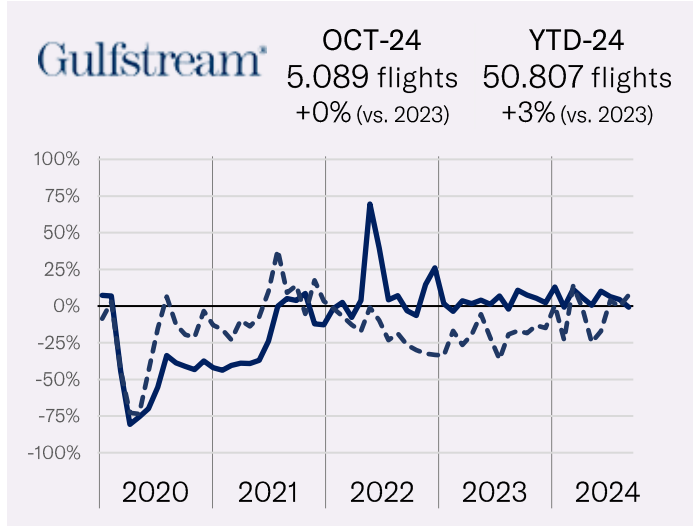
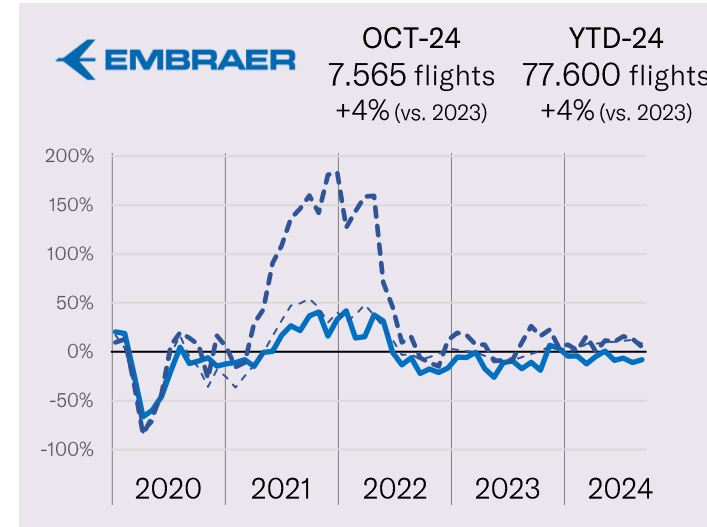
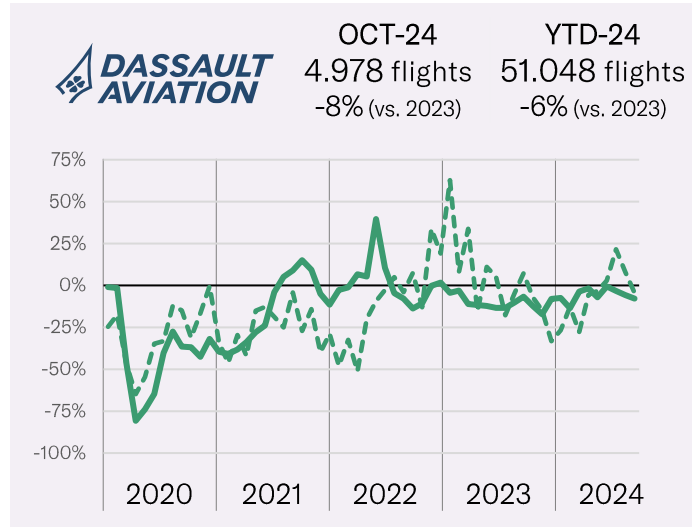
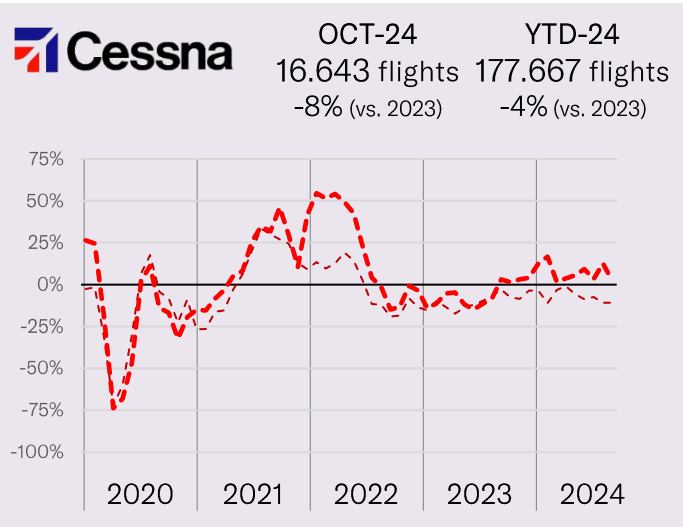


# JET OEMS (1/2) – OCTOBER 2024

## MONTHLY TRAFFIC & MONTHLY GROWTH

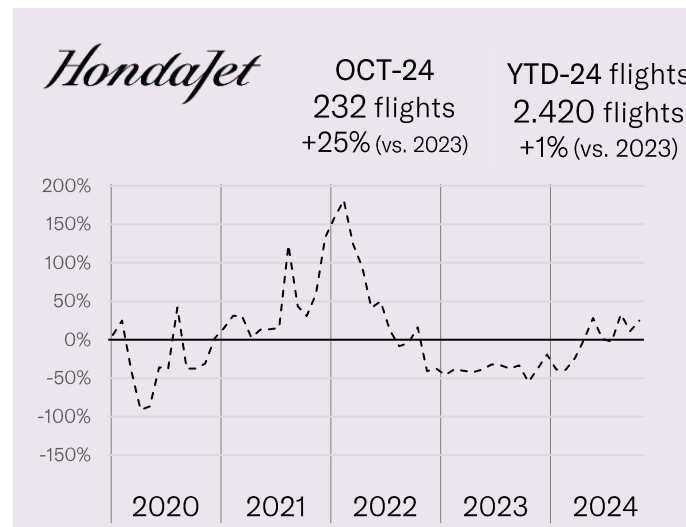
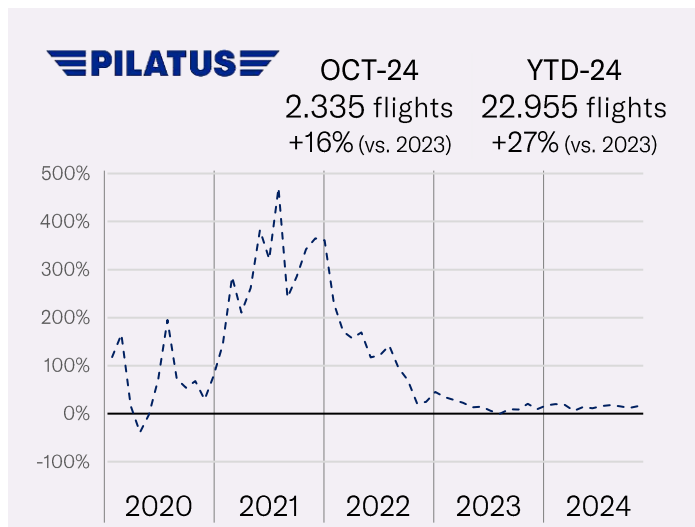
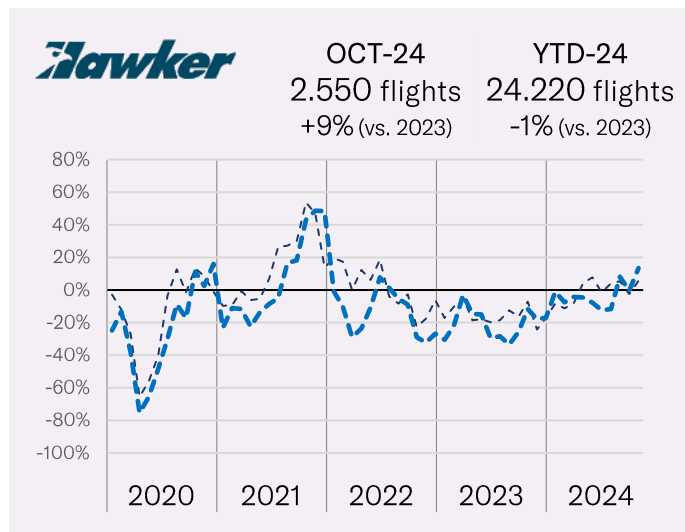
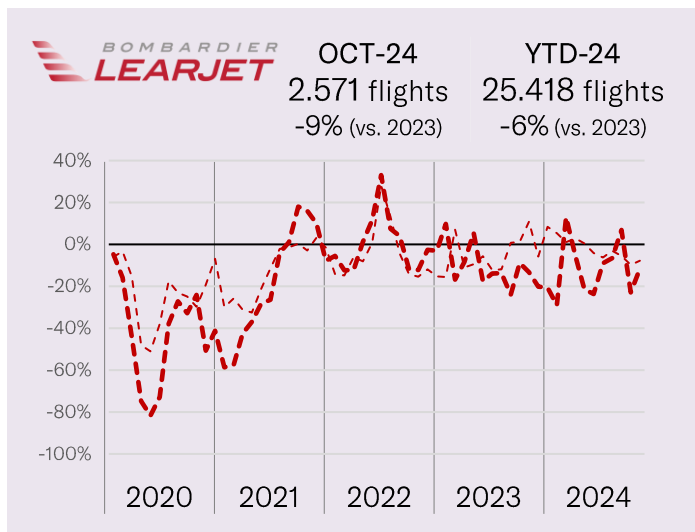


EBA A TRAFFIC TRACKER - OCTOBER 2024



# JET OEMS (2/2) – OCTOBER 2024

## MONTHLY TRAFFIC & MONTHLY GROWTH



**Heavy  
Jets**



**Medium  
Jets**



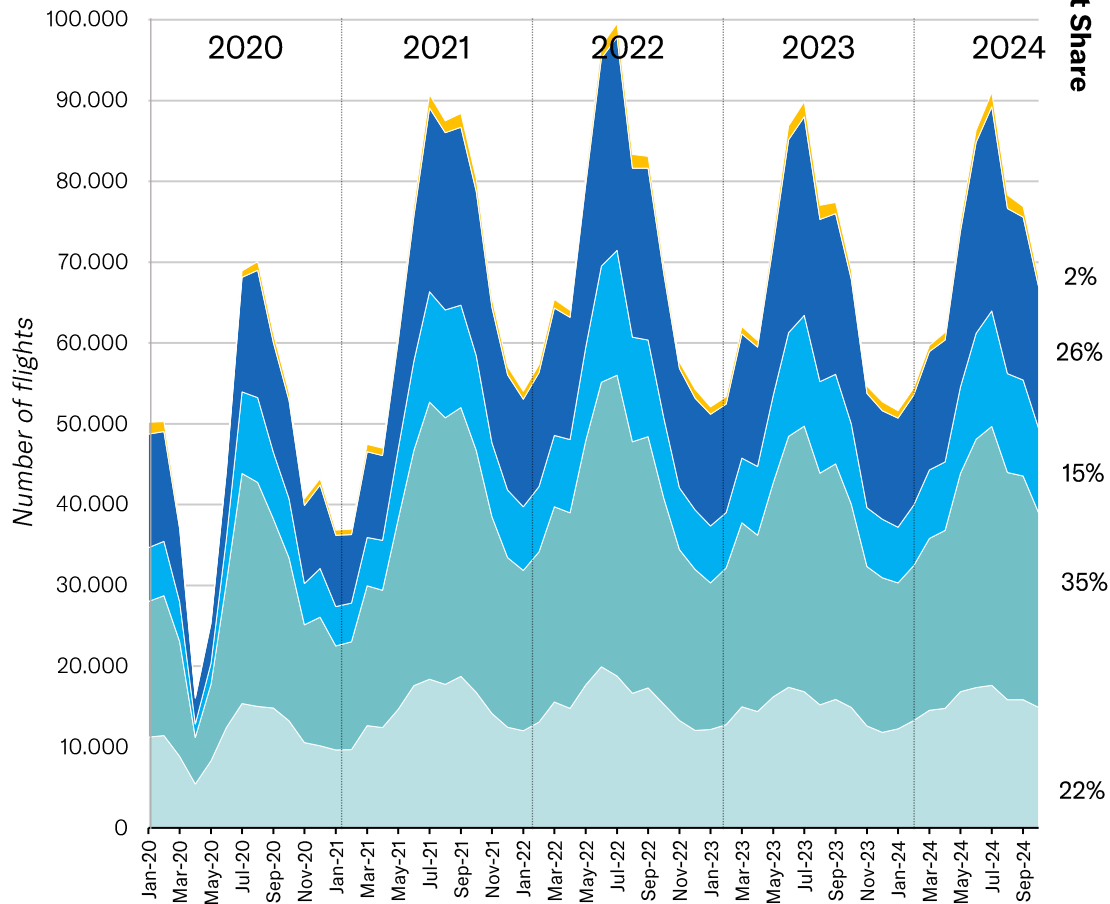
**Light  
Jets**



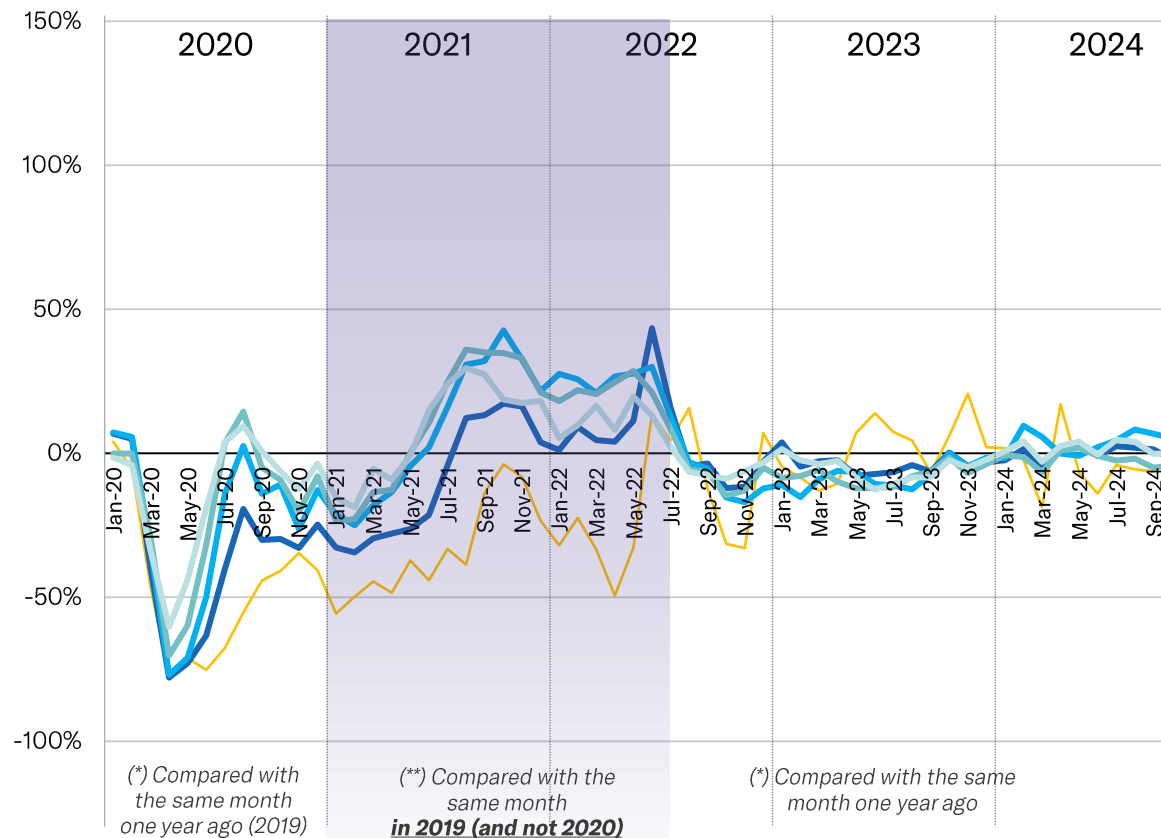
# BUSINESS AVIATION AIRPLANES – OCTOBER 2024

## MONTHLY TRAFFIC & MONTHLY GROWTH

### Activity per aircraft segment



### Monthly Growth - compared with \*/\*\*



(\*) Compared with the same month one year ago (2019)

(\*\*) Compared with the same month in 2019 (and not 2020)

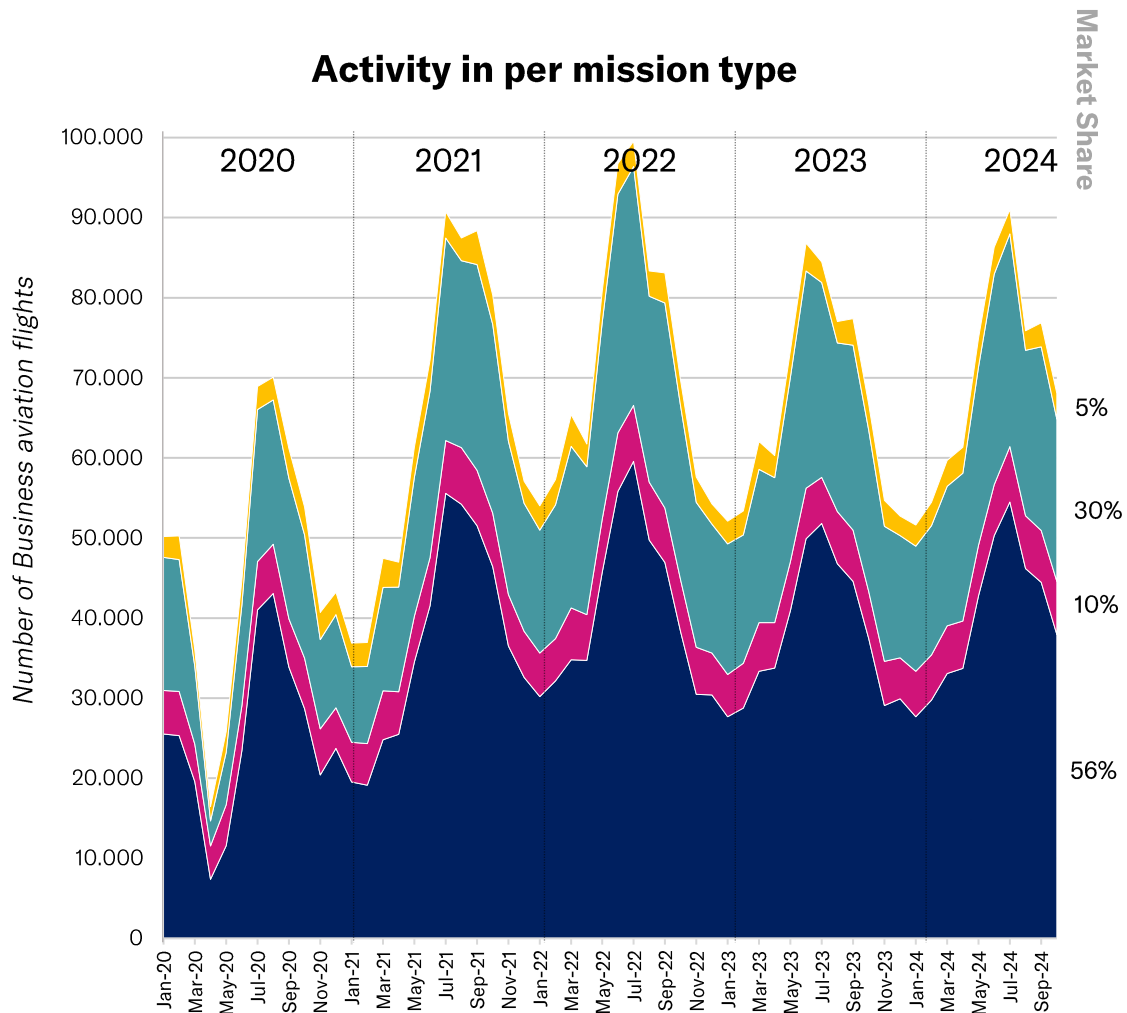
(\*) Compared with the same month one year ago

# BUSINESS AVIATION MISSIONS – OCTOBER 2024

## MONTHLY TRAFFIC & MONTHLY GROWTH



### Activity in per mission type



**Commercial**



**Non-commercial**

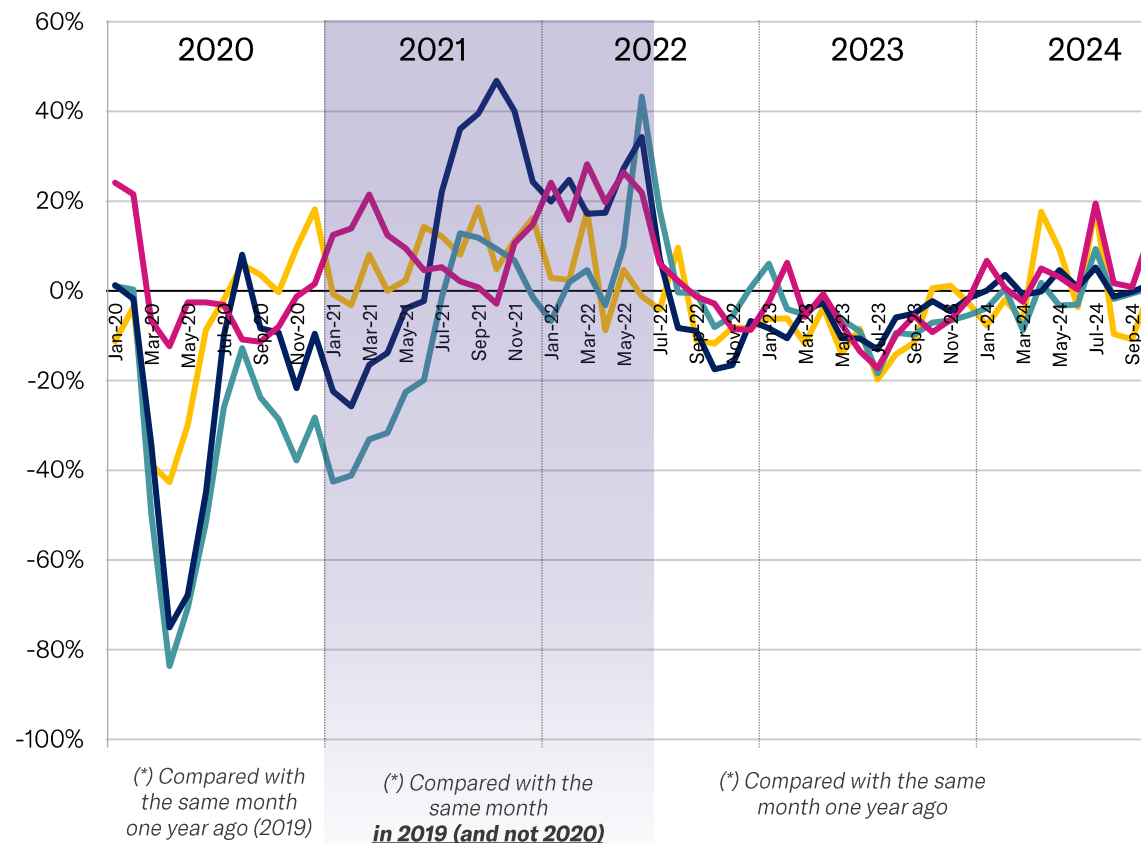


**State/Diplomatic**



**Medical/Special**

### Monthly Growth - compared with \*/\*\*



(\*) Compared with the same month one year ago (2019)

(\*) Compared with the same month in 2019 (and not 2020)

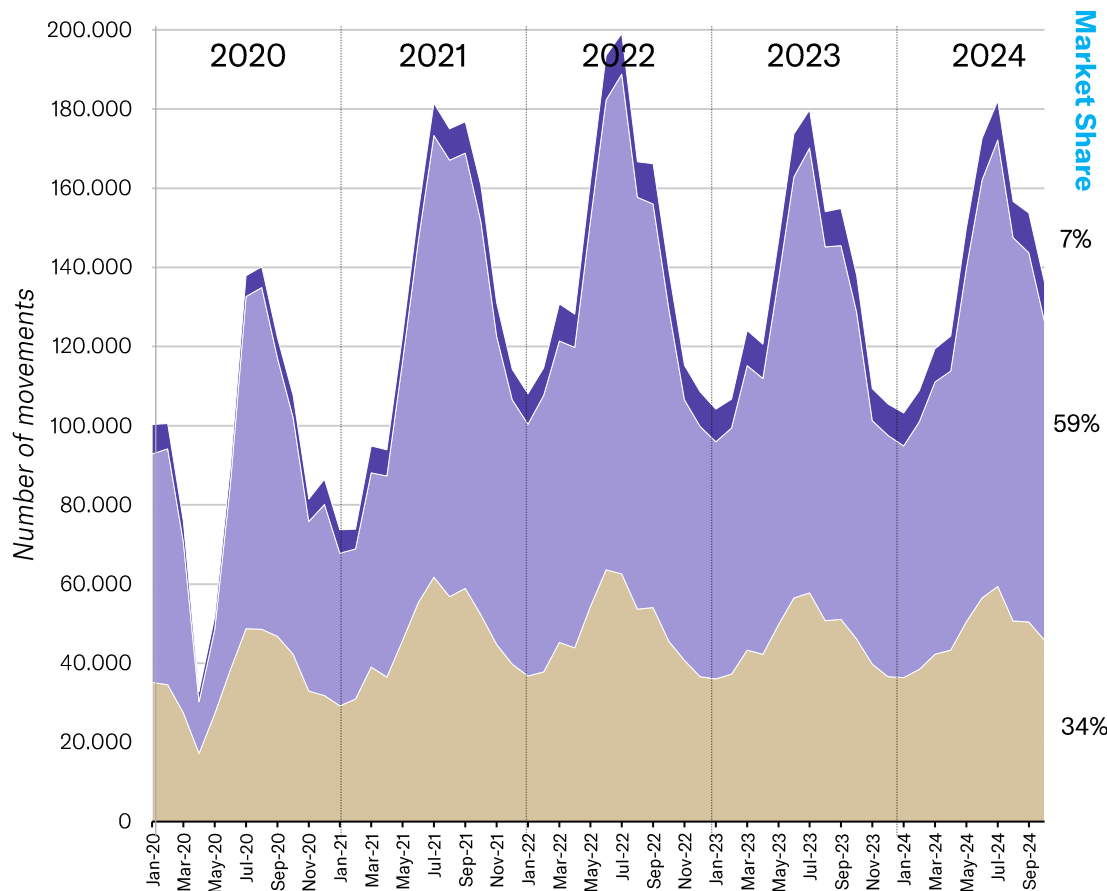
(\*) Compared with the same month one year ago

# BUSINESS AVIATION ORIGINS & DESTINATIONS – OCTOBER 2024

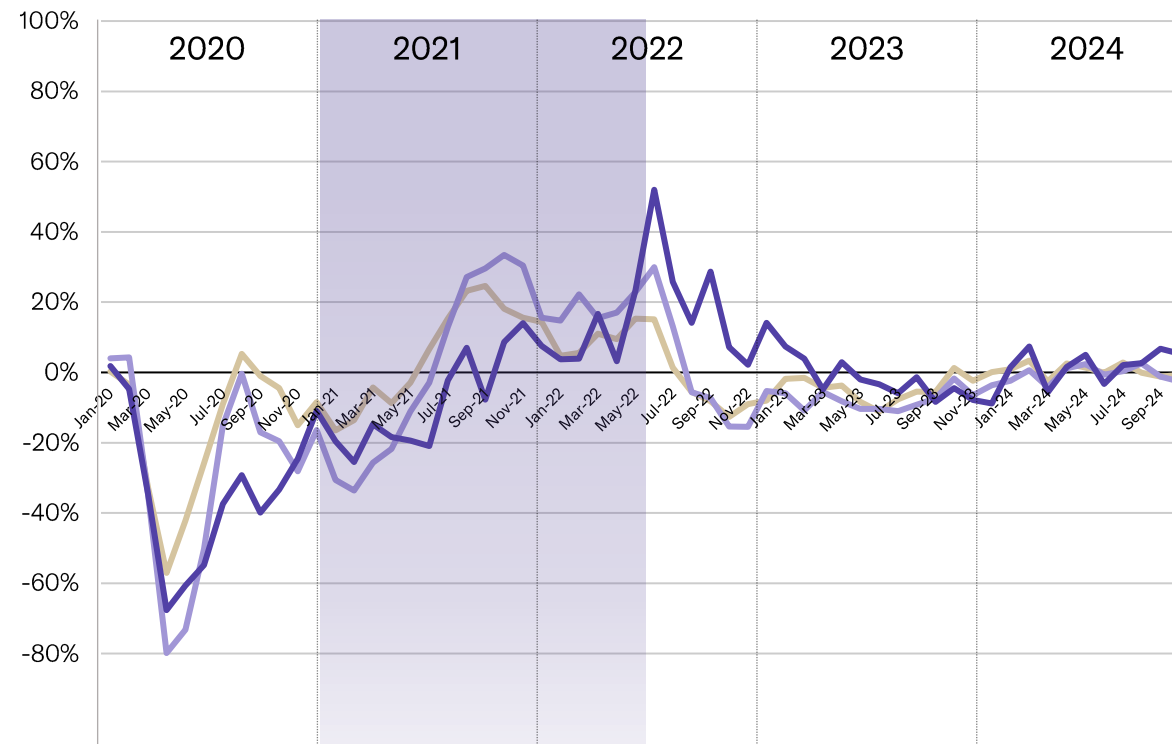
## MONTHLY TRAFFIC & MONTHLY GROWTH



### Activity per Origin-Destination



### Monthly Growth - compared with \*/\*\*



(\*) Compared with the same month one year ago (2019)

(\*) Compared with the same month in 2019 (and not 2020)

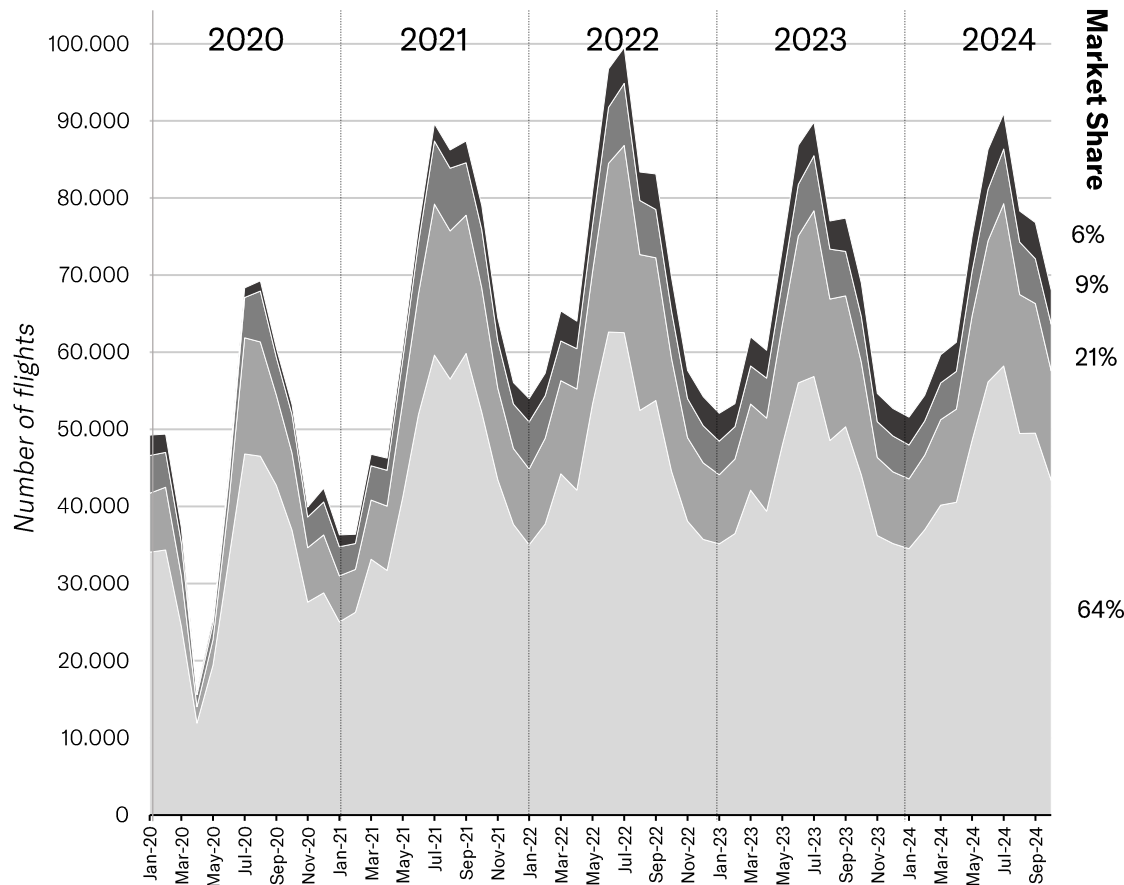
(\*) Compared with the same month one year ago

# BUSINESS AVIATION FLIGHT SECTOR – OCTOBER 2024

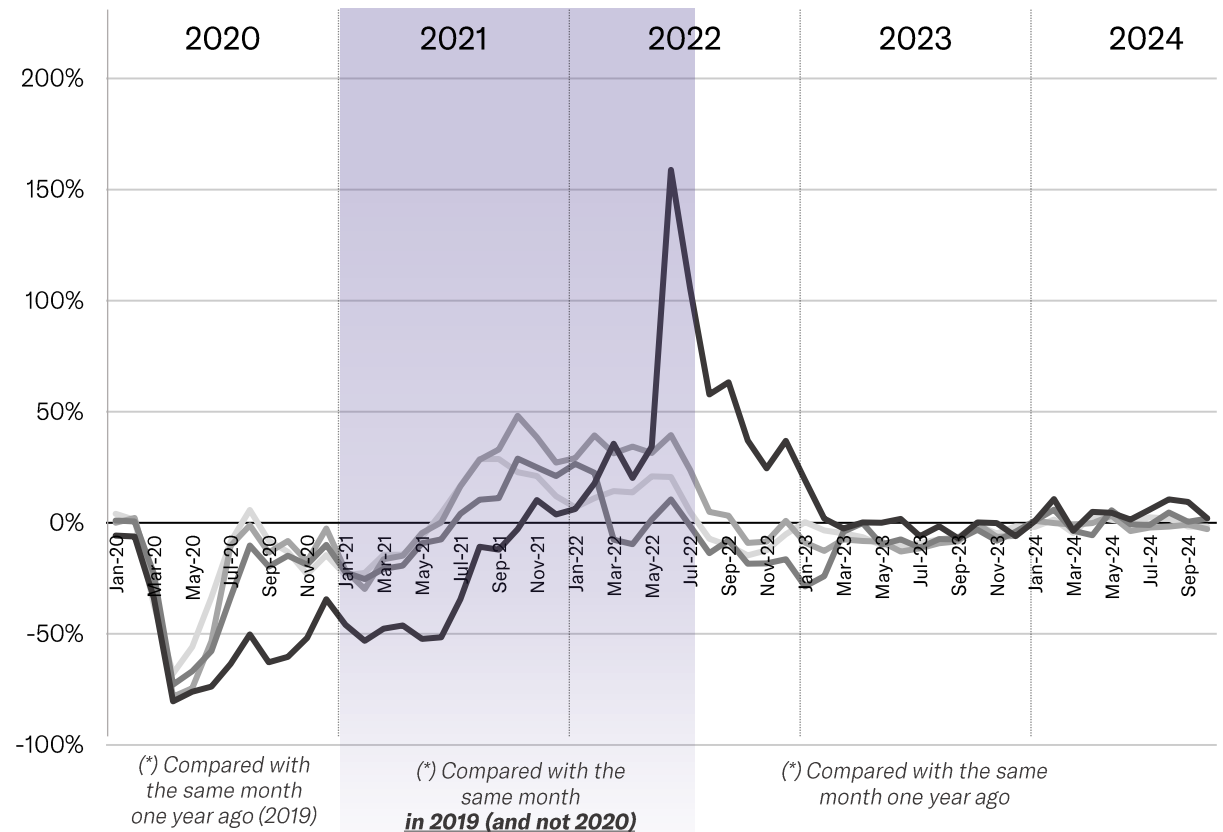
## MONTHLY TRAFFIC & MONTHLY GROWTH



### Activity per flight sector



### Monthly Growth - compared with \*/\*\*



**Short Haul**  
(below 500nm / 1000km)



**Short Haul**  
(below 1000nm / 2000km)



**Medium Haul**  
(below 2500nm / 4700km)

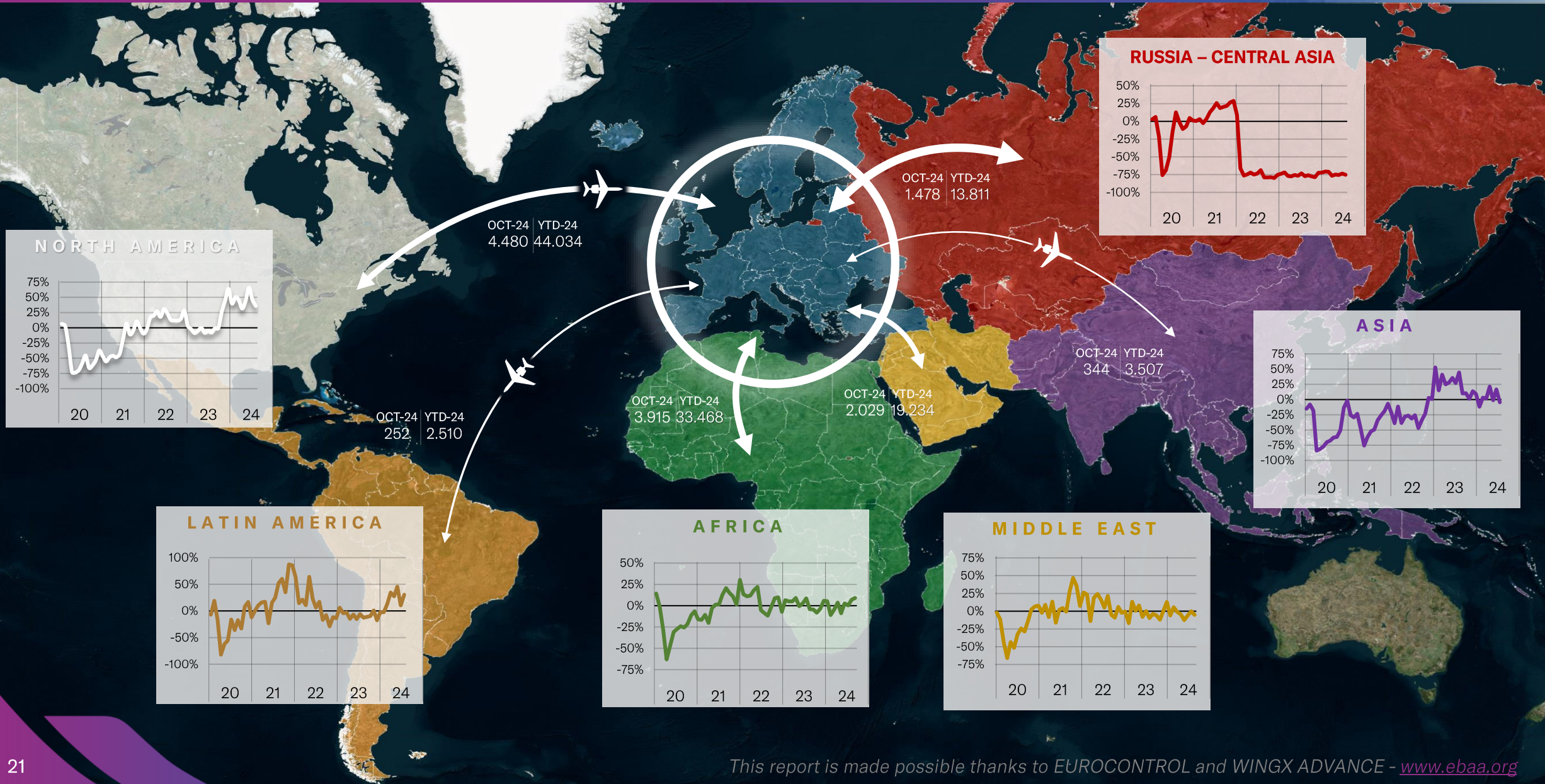


**Long Haul**  
(above 2500nm / 4700km)

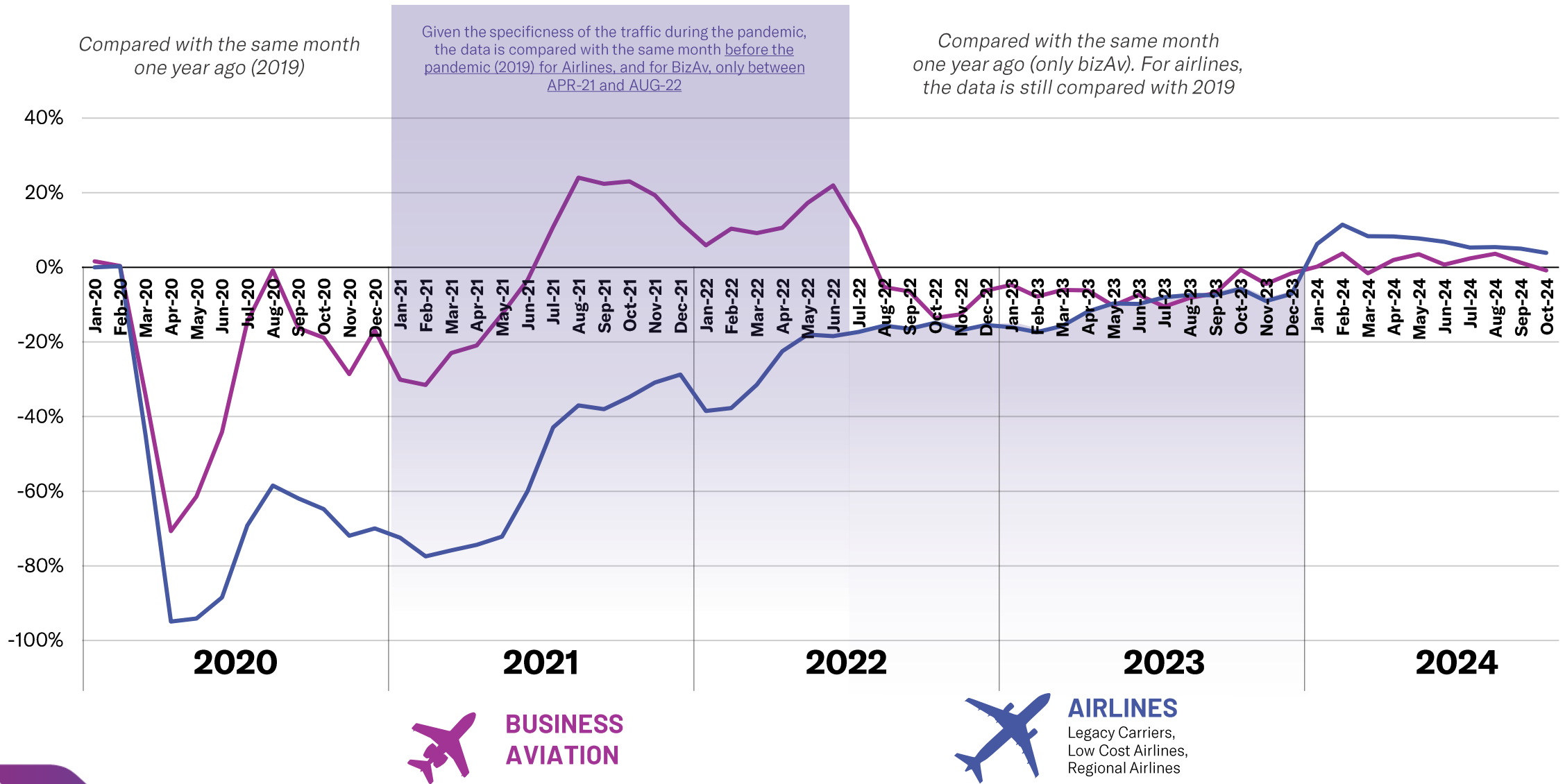


# EUROPEAN BUSINESS AVIATION INTERCONTINENTAL CONNECTIONS – OCTOBER 2024

## MONTHLY TRAFFIC & MONTHLY GROWTH



# BUSINESS AVIATION VS. AIRLINES MONTHLY TRAFFIC GROWTH

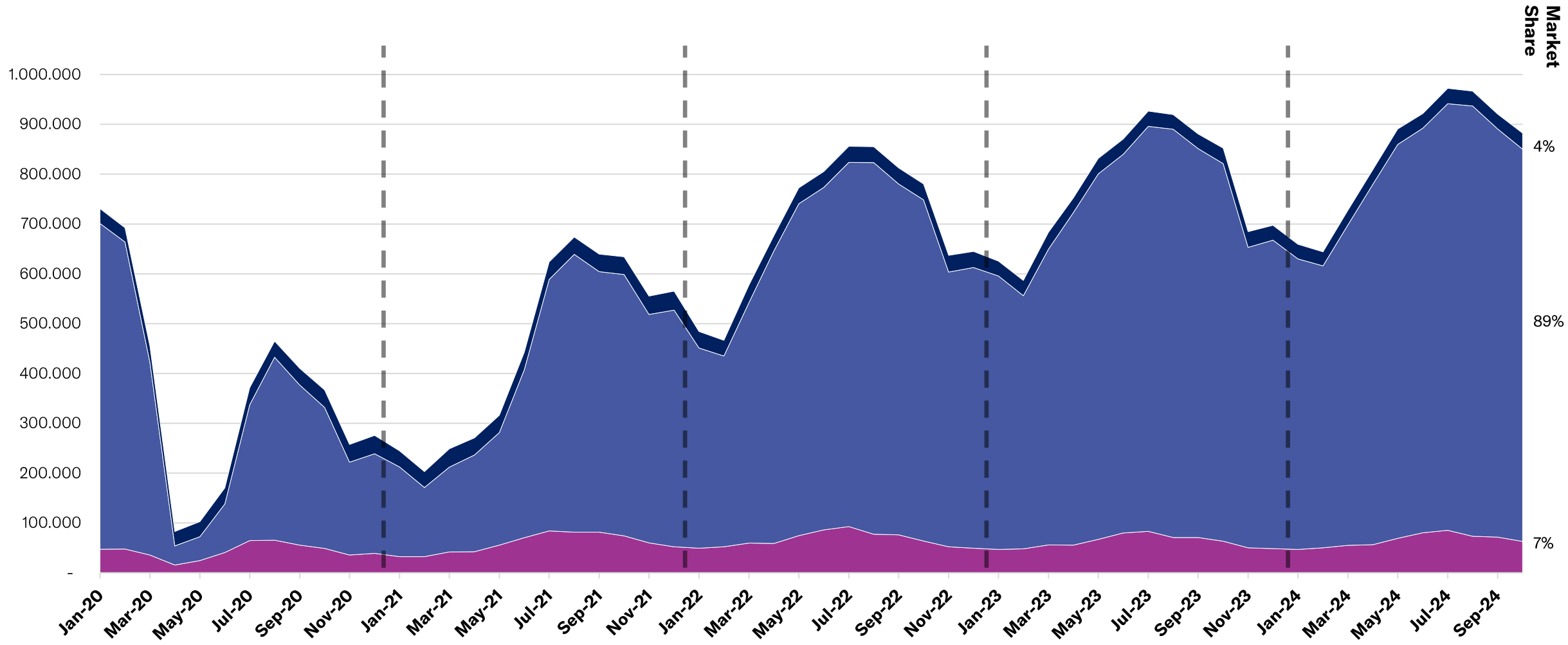


# BUSINESS AVIATION VS. AIRLINES & CARGO

## MONTHLY TRAFFIC MARKET SHARE



EBA TRAFFIC TRACKER - OCTOBER 2024



This report is made possible thanks to EUROCONTROL and WINGX ADVANCE - [www.ebaa.org](http://www.ebaa.org)



# BUSINESS AVIATION VS. AIRLINES (EUROPE)

## MONTHLY CONNECTIVITY COMPARISON – YTD 2024



Airports connected



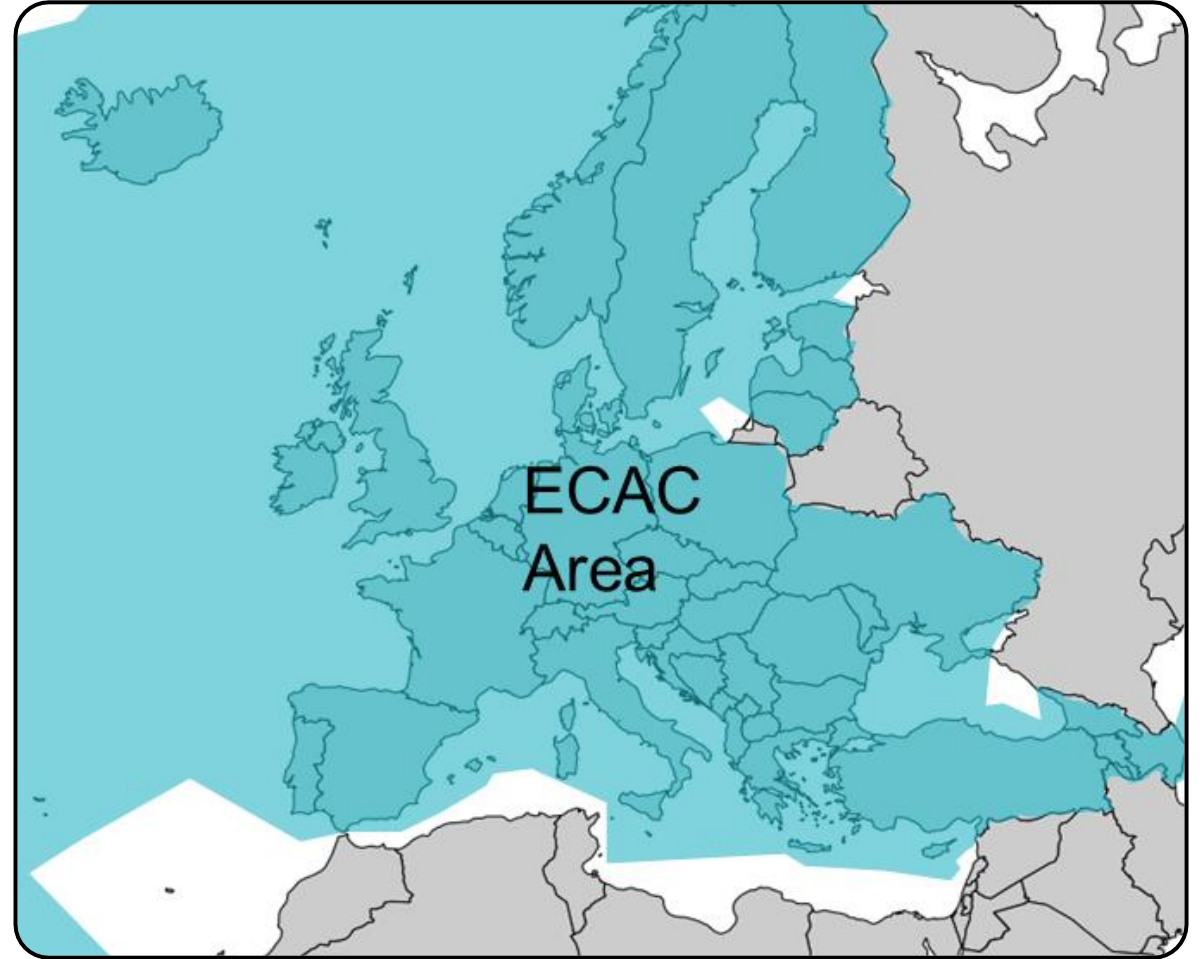
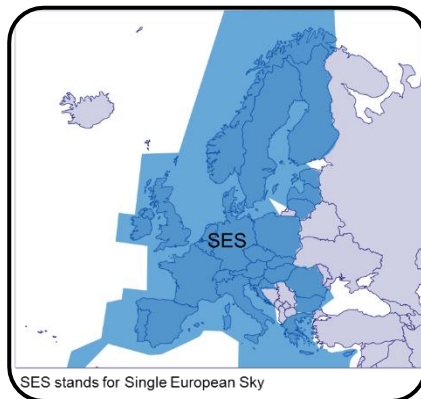
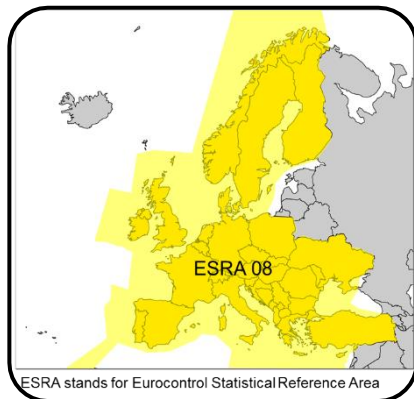
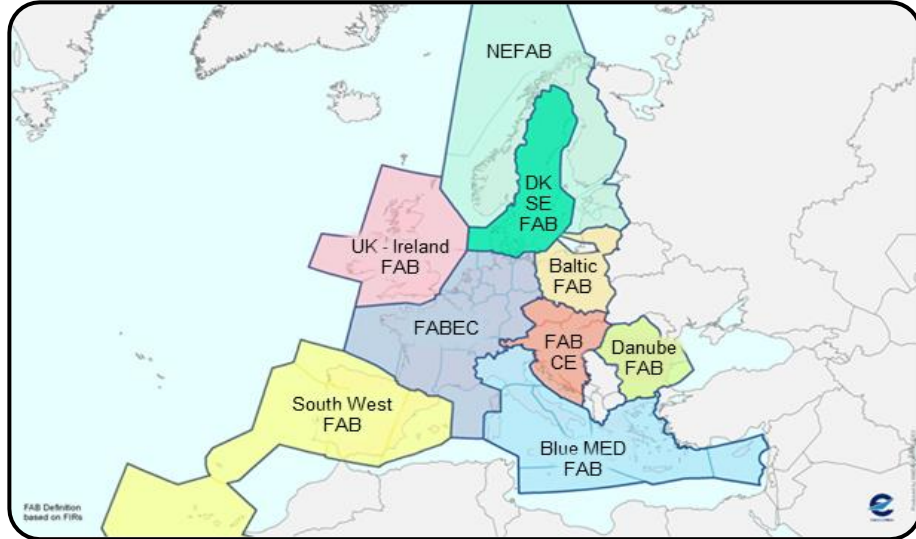
Unique routes served



- Airlines categories are defined by EUROCONTROL as : « mainline, low cost airlines and regional airlines)
- For airlines, routes below at least 1 connection a week are excluded from the analysis (*it is assumed that below at least 1 weekly connection, a route cannot be considered as a part of the scheduled air transport offer).*



# AREAS



ECAC stands for European Civil Aviation Conference

The « Business Aviation » segment is defined by Eurocontrol as follows :

A318	Airbus A318	Airbus	Bizliner	flight type G only
A319	Airbus A319	Airbus	Bizliner	flight type G only
A320	Airbus A320	Airbus	Bizliner	flight type G only
ASTR	Gulfstream G100	Gulfstream	Midsize Jet	
B350	King Air 350	Hawker Beechcraft	Turboprop	flight type G and N only
B737	Boeing 737-700	Boeing	Bizliner	flight type G only
B738	Boeing 737-800	Boeing	Bizliner	flight type G only
B739	Boeing 737-900	Boeing	Bizliner	flight type G only
B748	Boeing 747-8I	Boeing	Bizliner	flight type G only
B77L	Boeing 777-200 Freighter	Boeing	Bizliner	flight type G only
B77W	Boeing 777-300ER	Boeing	Bizliner	flight type G only
B788	Boeing 787-8	Boeing	Bizliner	flight type G only
B789	Boeing 787-9	Boeing	Bizliner	flight type G only
BE10	KingAir 100	Hawker Beechcraft	Turboprop	
BE20	King Air 200	Hawker Beechcraft	Turboprop	
BE30	Super King Air 300	Hawker Beechcraft	Turboprop	
BE40	Hawker Beechjet 400	Hawker Beechcraft	Light Jet	
BE90	King Air 90	Hawker Beechcraft	Turboprop	
BE9L	King Air 90	Hawker Beechcraft	Turboprop	
BE9T	KingAir90	Hawker Beechcraft	Turboprop	
C208	Cessna 208 Caravan	Cessna	Turboprop	
C25A	Cessna Citation CJ2	Cessna	Light Jet	
C25B	Cessna Citation CJ3	Cessna	Light Jet	
C25C	Cessna Citation CJ4	Cessna	Light Jet	
C25M	Cessna M2	Cessna	Light Jet	
C425	Cessna Corsair	Cessna	Turboprop	
C441	Cessna Conquest	Cessna	Turboprop	
C500	Cessna Citation I	Cessna	Light Jet	
C501	Cessna Citation ISP	Cessna	Light Jet	
C510	Cessna Citation Mustang	Cessna	Light Jet	
C525	Cessna Citation CJ1	Cessna	Light Jet	
C550	Cessna Citation II	Cessna	Light Jet	
C551	Cessna Citation IISP	Cessna	Light Jet	
C55B	Cessna Citation Bravo	Cessna	Light Jet	
C560	Cessna Citation V	Cessna	Light Jet	
C56X	Cessna Citation Excel / XLS	Cessna	Light Jet	

C650	Cessna Citation III	Cessna	Midsize Jet	
C680	Citation Sovereign	Cessna	Midsize Jet	
C750	Cessna Citation X	Cessna	Midsize Jet	
CL30	Challenger 300 series	Bombardier	Midsize Jet	
CL35	Challenger 350	Bombardier	Midsize Jet	
CL60	Challenger 600 series	Bombardier	Heavy Jet	
CRJ2	Challenger 800-850	Bombardier	Heavy Jet	flight type G only
E135	Embraer RJ135	Embraer	Heavy Jet	flight type G only
E145	Embraer RJ145	Embraer	Heavy Jet	flight type G only
E190	Embraer 190	Embraer	Bizliner	flight type G only
E35L	Legacy 600 series	Embraer	Heavy Jet	
E50P	Embraer Phenom 100	Embraer	Light Jet	
E545	Legacy 450 / Praetor 500	Embraer	Midsize Jet	
E550	Embraer Legacy 500	Embraer	Midsize Jet	
E55P	Embraer Phenom 300	Embraer	Light Jet	flight type G and N only
E75L	Embraer RJ175	Embraer	Bizliner	flight type G only
EA50	Eclipse 500	Eclipse	Light Jet	
F2TH	Dassault Falcon 2000	Dassault	Heavy Jet	
F900	Dassault Falcon 900	Dassault	Heavy Jet	
FA10	Dassault Falcon 10/100	Dassault	Light Jet	
FA20	Dassault Falcon 20/200	Dassault	Midsize Jet	
FA50	Dassault Falcon 50	Dassault	Midsize Jet	
FA6X	Dassault Falcon 6X	Dassault	Heavy Jet	
FA7X	Dassault Falcon 7X	Dassault	Heavy Jet	
FA8X	Dassault Falcon 8X	Dassault	Heavy Jet	
G150	Gulfstream G150	Gulfstream	Midsize Jet	
G280	Gulfstream G280	Gulfstream	Midsize Jet	
GA5C	Gulfstream G500/550	Gulfstream	Heavy Jet	
GA6C	Gulfstream G600/650	Gulfstream	Heavy Jet	
GALX	Gulfstream G200	Gulfstream	Midsize Jet	
GL5T	Global 5000	Bombardier	Heavy Jet	
GL6T	Global 6000	Bombardier	Heavy Jet	
GLEX	Global Express / 6000	Bombardier	Heavy Jet	
GLF2	Gulfstream 2	Gulfstream	Heavy Jet	
GLF3	Gulfstream 3	Gulfstream	Heavy Jet	
GLF4	Gulfstream G300/450	Gulfstream	Heavy Jet	
GLF5	Gulfstream G500/550	Gulfstream	Heavy Jet	

GLF6	Gulfstream G600/650	Gulfstream	Heavy Jet	flight type G and N only
H25B	Hawker 700-900	Hawker Beechcraft	Midsize Jet	
H25C	British Aerospace 125-1000	British Aerospace	Light Jet	
HA4T	Hawker 4000	Hawker Beechcraft	Midsize Jet	
HDJT	HondaJet	Honda	Light Jet	
HF20	Hansa Jet	Hamburger Flugzeugbau	Light Jet	
LJ23	Learjet 23	Bombardier	Light Jet	
LJ24	Learjet 24	Bombardier	Light Jet	
LJ25	Learjet 25	Bombardier	Light Jet	
LJ28	Learjet 28	Bombardier	Light Jet	
LJ31	Learjet 31	Bombardier	Light Jet	
LJ35	Learjet 35	Bombardier	Light Jet	
LJ40	Learjet 40	Bombardier	Light Jet	
LJ45	Learjet 45	Bombardier	Light Jet	
LJ55	Learjet 55	Bombardier	Midsize Jet	
LJ60	Learjet 60	Bombardier	Midsize Jet	
LJ70	Learjet 70	Bombardier	Midsize Jet	
LJ75	Learjet 75	Bombardier	Midsize Jet	
P180	Piaggio P180 Avanti	Piaggio Aerospace	Turboprop	
PAY2	Piper Cheyenne 2	Piper Aircraft	Turboprop	
PAY3	Piper Cheyenne 3	Piper Aircraft	Turboprop	
PAY4	Piper Cheyenne 400	Piper Aircraft	Turboprop	
PC12	Pilatus PC-12	Pilatus	Turboprop	
PC24	Pilatus PC24	Pilatus	Light Jet	
PRM1	Premier 1	Hawker Beechcraft	Light Jet	
SBR1	Sabreliner	NA Rockwell	Light Jet	
SBR2	Sabreliner	NA Rockwell	Light Jet	
SJ30	Syberjet SJ30	SyberJet	Light Jet	
TBM7	Socata TBM 700	Daher-Socata	Turboprop	
TBM8	Socata TBM 850	Daher-Socata	Turboprop	
TBM9	Socata TBM 900 series	Daher-Socata	Turboprop	
WW23	1123 Westwind	IAI	Midsize Jet	
WW24	1124 Westwind	IAI	Midsize Jet	
EA50	Eclipse 500	Eclipse	Light Jet	

The list is permanently updated ...

# DISCLAIMER

This report is provided by EBAA for information purposes only and no representation, warranties or other assurances, express or implied, are given as to the quality, accuracy, or completeness of the information contained in, or provided in connection with the report.

Recipients of this report must determine for themselves whether any matters referred to are suitable for their purposes. Neither EBAA nor any of their affiliates, agents, partners, representatives, consultants or any other company, firm or organisation involved in producing this report, nor any of their successors or assign or any employees, officer or director of any of them shall have any liability with respect to the use or reliance on the report by any person, irrespective of any negligence, omission or default, on the part of the foregoing persons.

Any reproduction or publication of this report, in whole or in part, is strictly forbidden without the written consent of EBAA. Please write to [communications@ebaa.org](mailto:communications@ebaa.org) for questions related to the use of this report.

For more information, please contact:

Square de Meeûs 37  
BE - 1000 Brussels - Belgium

Phone: +32 2 318 28 00  
Fax: +32 2 318 28 01

Follow us



@EUROPEANBUSINESSAVIATIONASSOCIATION



@EBAAORG



EUROPEAN BUSINESS AVIATION ASSOCIATION



@EUROPEAN\_BUSINESS\_AVIATION

[www.ebaa.org](http://www.ebaa.org)

