

BUSINESS AVIATION TRAFFIC TRACKER EUROPE

APRIL 2024



EUROPEAN BUSINESS AVIATION ASSOCIATION



DEPARTURES, ARRIVALS, INTERNALS AND OVERFLIGHTS (DAIO) REPORT

TOTAL BUSINESS AVIATION FLIGHTS



Business Aviation (ECAC Area)

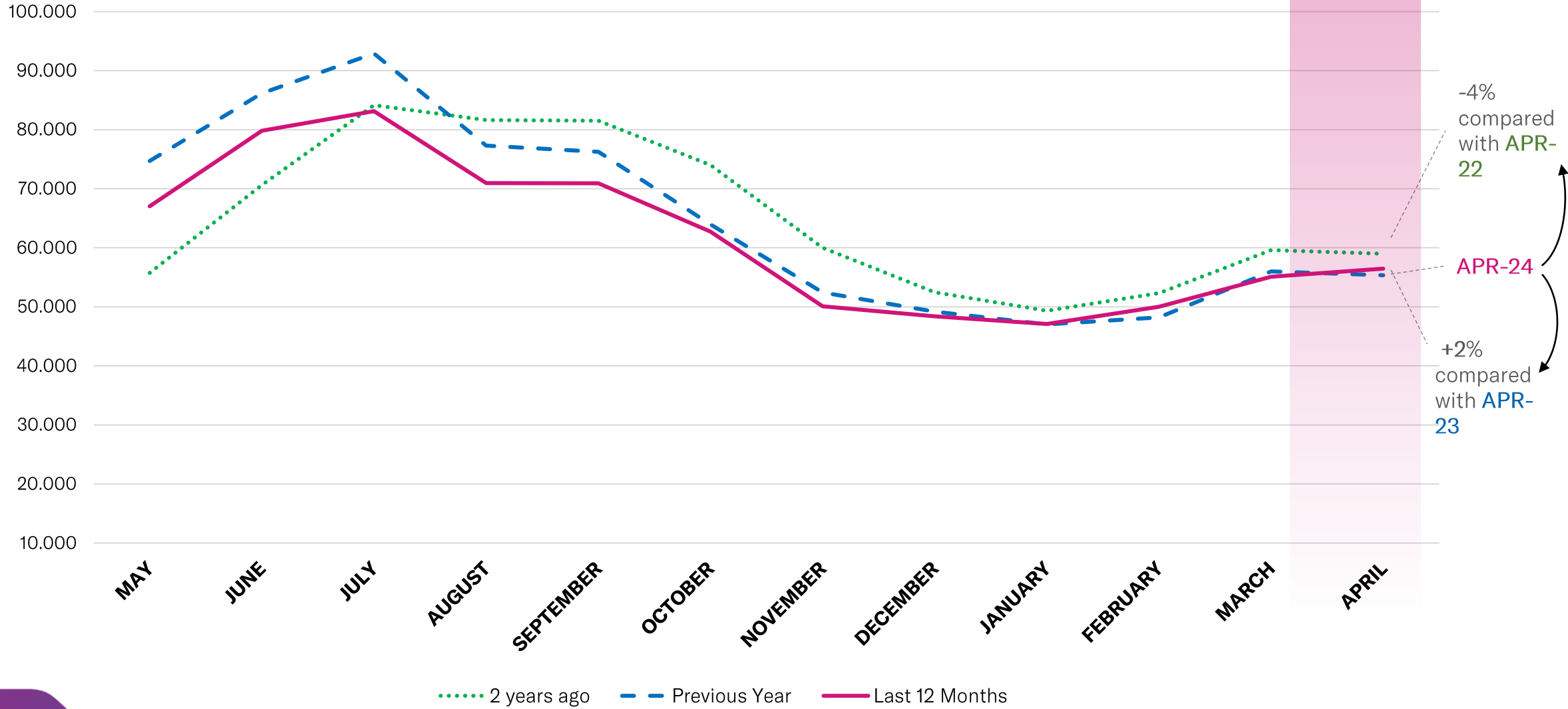
	ARRIVAL			DEPARTURE			INTERNAL			OVERFLIGHT			PREVIOUS YEAR	CURRENT YEAR	GROWTH
	Previous Year	Current Year	Growth	Previous Year	Current Year	Growth	Previous Year	Current Year	Growth	Previous Year	Current Year	Growth			
May 2023	3.764	3.610	-4,1%	3.566	3.374	-5,4%	66.767	59.614	-10,7%	450	422	-6,2%	74.547	67.020	-10,1%
Jun 2023	4.306	4.269	-0,9%	4.022	3.922	-2,5%	77.277	71.129	-8,0%	352	333	-5,4%	85.957	79.653	-7,3%
Jul 2023	4.265	3.765	-11,7%	4.291	3.889	-9,4%	83.853	75.177	-10,3%	291	324	11,3%	92.700	83.155	-10,3%
Aug 2023	3.692	3.486	-5,6%	3.741	3.510	-6,2%	69.432	63.694	-8,3%	269	253	-5,9%	77.134	70.943	-8,0%
Sep 2023	4.033	3.468	-14,0%	3.928	3.416	-13,0%	67.741	63.684	-6,0%	386	369	-4,4%	76.088	70.937	-6,8%
Oct 2023	3.649	3.629	-0,5%	3.807	3.744	-1,7%	55.860	55.751	-0,2%	504	429	-14,9%	63.820	63.553	-0,4%
Nov 2023	3.234	3.072	-5,0%	3.194	3.020	-5,4%	45.443	43.512	-4,2%	482	482	0,0%	52.353	50.086	-4,3%
Dec 2023	3.001	2.875	-4,2%	3.116	3.023	-3,0%	42.414	41.932	-1,1%	611	560	-8,3%	49.142	48.390	-1,5%
Jan 2024	3.036	3.250	7,0%	2.825	3.041	7,6%	40.633	40.239	-1,0%	462	556	20,3%	46.956	47.086	0,3%
Feb 2024	2.642	3.025	14,5%	2.578	3.006	16,6%	42.543	43.497	2,2%	379	482	27,2%	48.142	50.010	3,9%
Mar 2024	3.315	3.267	-1,4%	3.257	3.270	0,4%	48.909	48.026	-1,8%	469	541	15,4%	55.950	55.104	-1,5%
Apr 2024	3.232	3.474	7,5%	3.069	3.356	9,4%	48.589	49.083	1,0%	422	553	31,0%	55.312	56.466	2,1%
Grand Total	42.169	41.190	-2,3%	41.394	40.571	-2,0%	689.461	655.338	-4,9%	5.077	5.304	4,5%	778.101	742.403	-4,6%

EBAA TRAFFIC TRACKER - APRIL 2024

DEPARTURES, ARRIVALS, INTERNALS AND OVERFLIGHTS (DAIO) REPORT

TOTAL BUSINESS AVIATION FLIGHTS

EBAA TRAFFIC TRACKER - APRIL 2024

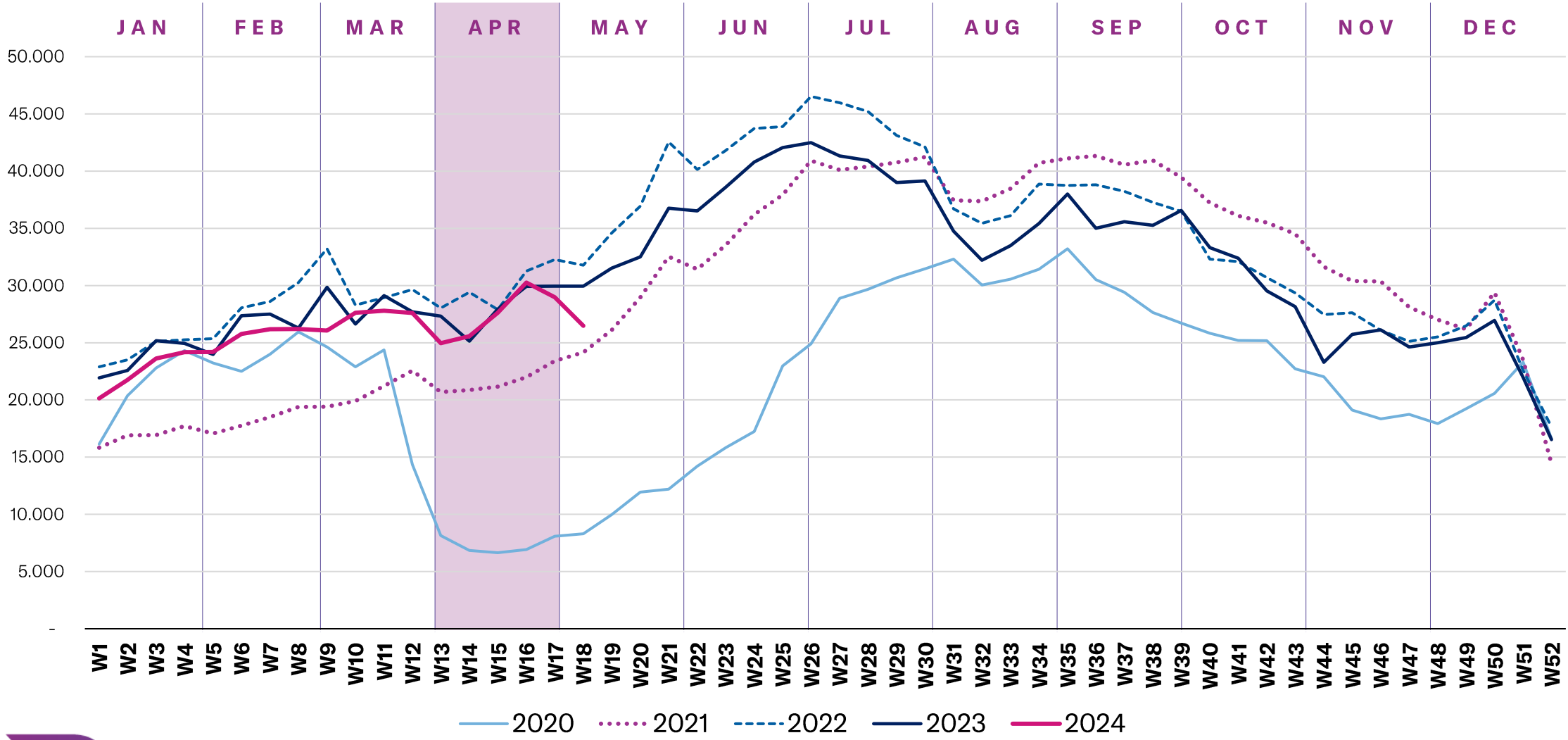


WEEK BY WEEK DETAILS IN EUROPE

BUSINESS AVIATION WEEKLY MOVEMENTS (DEPARTURES + ARRIVALS)



EBAA TRAFFIC TRACKER - APRIL 2024

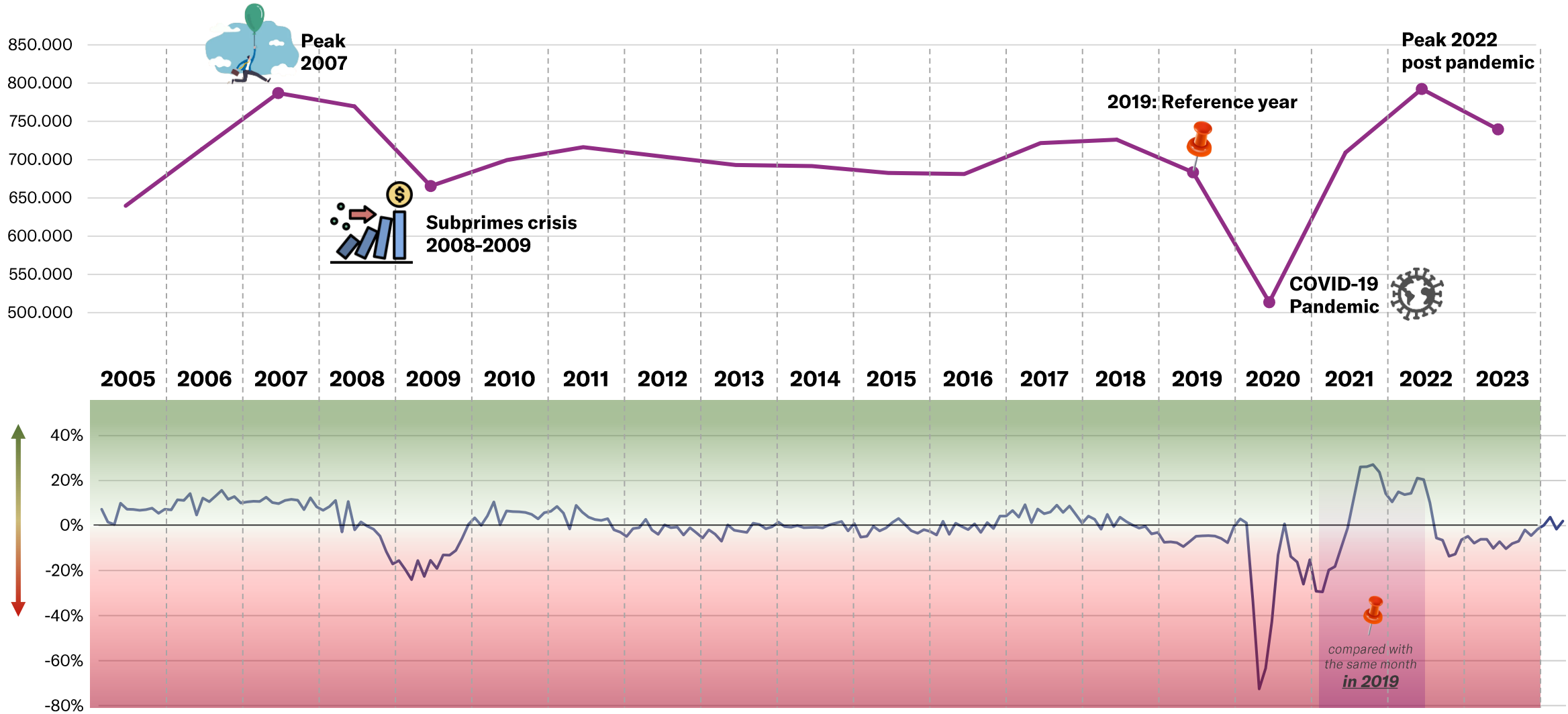


BUSINESS AVIATION IN EUROPE : 2005 – NOW

MONTHLY ACTIVITY AND GROWTH



EBAA TRAFFIC TRACKER - APRIL 2024



EUROPEAN STATES – STATE OF PLAY

« YEAR-TO-DATE » details in Europe (flights from january onwards)



STATE OF PLAY - YTD (from january onwards)

	MONTH CURRENT YEAR	MONTH GROWTH	YTD CURRENT YEAR	YTD GROWTH
FRANCE	18.184	-3%	67.291	-5%
UNITED KINGDOM	15.373	-1%	58.651	-1%
GERMANY	14.141	-2%	52.384	-5%
ITALY	11.506	14%	35.474	4%
SWITZERLAND	6.958	-1%	32.604	-4%
SPAIN	9.474	1%	31.011	4%
TURKEY	3.756	7%	14.340	2%
NORWAY	3.295	3%	13.051	6%
SWEDEN	3.036	-9%	12.701	-6%
AUSTRIA	2.956	-5%	12.690	0%
BELGIUM	2.181	0%	8.300	-3%
NETHERLANDS	2.195	-9%	8.173	-11%
GREECE	2.374	2%	7.349	9%
POLAND	1.866	-1%	6.699	-4%
CZECH REPUBLIC	1.664	10%	6.217	7%
PORTUGAL	1.577	-16%	5.260	-9%
DENMARK	1.309	19%	4.471	2%
FINLAND	1.012	-2%	4.372	-6%
ROMANIA	1.182	35%	4.322	22%
IRELAND	1.204	4%	4.232	-6%
HUNGARY	802	11%	2.907	0%
CYPRUS	758	3%	2.627	19%
CROATIA	787	-9%	2.242	-8%
SLOVAKIA	597	22%	2.218	2%
SERBIA	539	-10%	2.207	-2%
LUXEMBOURG	620	13%	2.073	-7%
BULGARIA	474	42%	1.611	12%
MALTA	376	6%	1.294	-3%
SLOVENIA	334	34%	1.080	14%
ICELAND	273	5%	1.021	17%
MONTENEGRO	168	-16%	622	3%
ESTONIA	133	2%	612	5%
LITHUANIA	180	-6%	611	-17%
LATVIA	128	-30%	532	-8%
BOSNIA AND HERZEGOVINA	139	22%	460	13%
ALBANIA	95	30%	376	21%
MOLDOVA	99	2%	376	31%
MACEDONIA	43	-42%	213	-16%
UKRAINE	-	-	-	-
















EBAA TRAFFIC TRACKER - APRIL 2024

TOP 10 ACTIVE AIRPORTS – APRIL 2024

AVERAGE DAILY BUSINESS AVIATION DEPARTURES



EBAA TRAFFIC TRACKER - APRIL 2024

RANK	ICAO CODE	NAME	MONTH CURRENT YEAR	MONTH GROWTH	YTD CURRENT YEAR	YTD GROWTH
1	LFPB	 Paris Le Bourget	64,2	0%	63,3	-7%
2 	LSGG	 Geneva	39,9	1%	39,1	-9%
3 	LFMN	 Nice	38,5	-7%	32,5	0%
4	LIML	 Milan Linate	35,5	2%	29	0%
5 	EGGW	 London Luton	33	-1%	31,2	-4%
6 	EGLF	 Farnborough	32,8	-3%	32,8	-5%
7	LSZH	 Zurich	30	-5%	31,3	-5%
8	EGKB	 London Biggin Hill	24,2	-12%	23,8	-5%
9	LEPA	 Palma de Mallorca	23,1	-9%	16,3	1%
10 	LEMD	 Madrid Barajas	22,4	17%	19,5	10%

TOP 30 AIRPORTS – STATE OF PLAY

« YEAR-TO-DATE » details in Europe (flights from january onwards)

STATE OF PLAY - YTD (from january onwards)

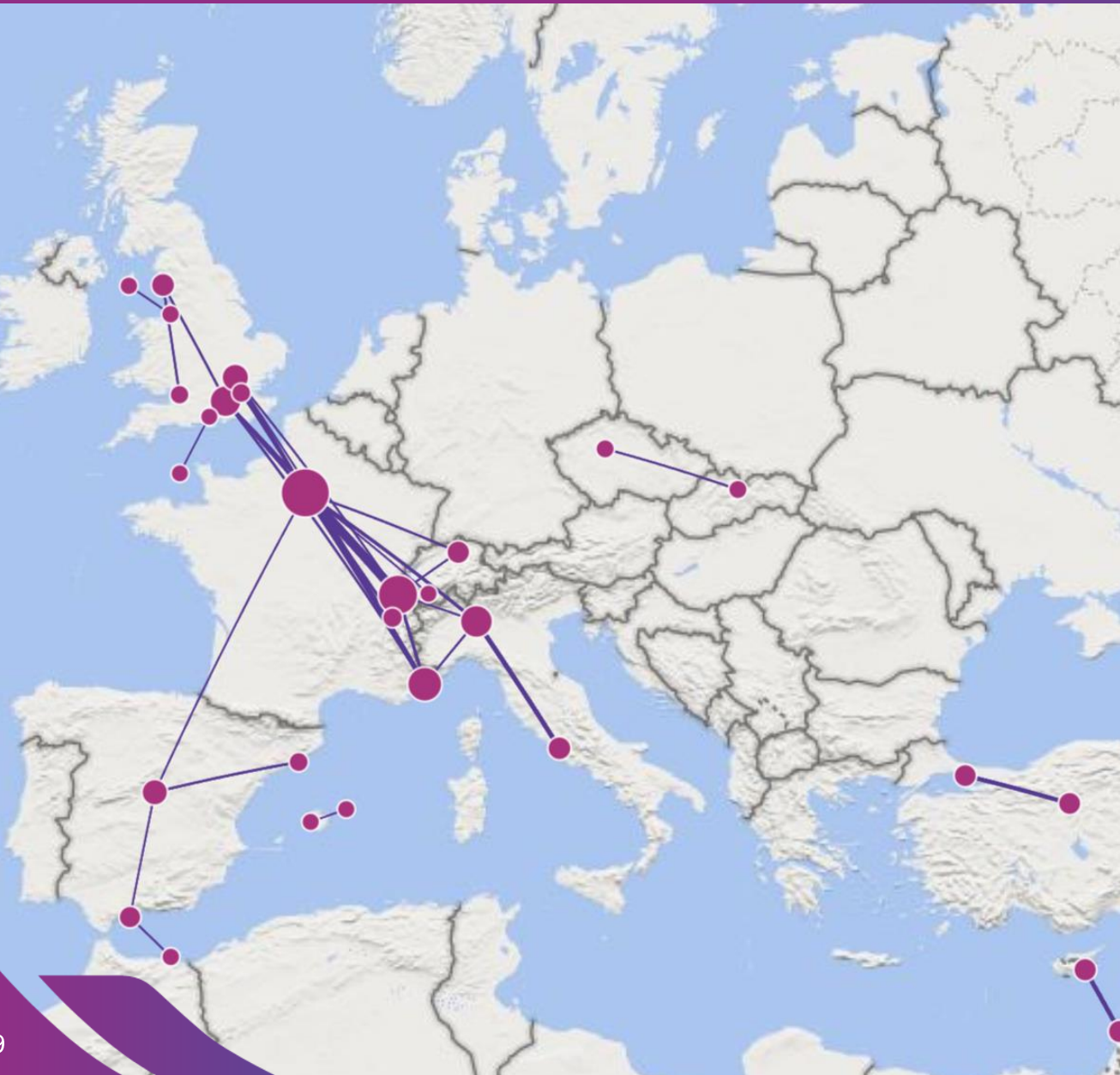
	MONTH CURRENT YEAR	MONTH GROWTH	YTD CURRENT YEAR	YTD GROWTH
🇫🇷 PARIS LE BOURGET	4.011	2%	15.799	-5%
🇨🇭 GENEVA INTERNATIONAL	2.504	1%	10.096	-7%
🇬🇧 FARNBOROUGH	2.027	-2%	8.210	-4%
🇫🇷 NICE CÔTE D'AZUR	2.369	-8%	8.112	1%
🇬🇧 LONDON LUTON	2.077	2%	7.871	-1%
🇨🇭 ZURICH	1.851	-4%	7.860	-5%
🇮🇹 MILANO LINATE	2.190	3%	7.172	1%
🇬🇧 LONDON BIGGIN HILL	1.477	-10%	5.884	-5%
🇹🇷 ISTANBUL ATATÜRK	1.356	43%	4.928	18%
🇪🇸 MADRID BARAJAS	1.392	20%	4.884	13%
🇮🇹 ROMA CIAMPINO	1.422	14%	4.816	7%
🇨🇪 PRAGUE VACLAV HAVEL	1.097	16%	4.079	5%
🇪🇸 PALMA DE MALLORCA	1.406	-10%	4.040	2%
🇩🇪 BERLIN SCHÖNEFELD	1.081	5%	3.930	-4%
🇩🇪 MÜNCHEN	1.068	2%	3.796	-4%
🇦🇹 WIEN SCHWECHAT	984	-5%	3.789	-5%
🇳🇱 AMSTERDAM SCHIPHOL	1.036	-21%	3.775	-18%
🇪🇸 MALAGA COSTA DEL SOL	1.182	-14%	3.742	0%
🇪🇸 BARCELONA	1.161	32%	3.508	10%
🇨🇭 SION	497	1%	3.383	5%
🇬🇷 ATHENS INTERNATIONAL	1.073	19%	3.296	19%
🇫🇷 CHAMBERY	305	-29%	3.165	-6%
🇩🇪 STUTTGART	797	2%	2.958	-2%
🇦🇹 SALZBURG W. A. MOZART	586	-13%	2.944	1%
🇬🇧 LONDON STANSTED	705	-3%	2.861	2%
🇩🇪 HAMBURG	702	-17%	2.670	-16%
🇩🇪 KÖLN BONN	683	5%	2.601	2%
🇩🇪 DUSSELDORF	707	13%	2.556	-3%
🇦🇹 INNSBRUCK	368	-14%	2.466	-5%
🇬🇧 RAF NORTHOLT	637	26%	2.410	5%

TOP 30 BUSINESS AVIATION ROUTES – STATE OF PLAY

« YEAR-TO-DATE » details in Europe (flights from january onwards)



EBAA TRAFFIC TRACKER - APRIL 2024



AIRPORT 1		AIRPORT 2		YTD CURRENT YEAR	YTD GROWTH(*)
🇨🇭 LSGG	Geneva International	🇫🇷 LFPB	Paris Le Bourget	1.150	-9%
🇫🇷 LFPB	Paris Le Bourget	🇫🇷 LFMN	Nice Côte d'Azur	612	-6%
🇮🇹 LIML	Milano Linate	🇮🇹 LIRA	Roma Ciampino	598	12%
🇱🇰 LCLK	Larnaka International	🇮🇸 LLBG	Tel Aviv International	568	71%
🇹🇷 LTBA	Istanbul Atatürk	🇹🇷 LTAC	Ankara Esenboğa	535	26%
🇫🇷 LFPB	Paris Le Bourget	🇬🇧 EGLF	Farnborough	426	-8%
🇫🇷 LFPB	Paris Le Bourget	🇮🇹 LIML	Milano Linate	418	-3%
🇫🇷 LFPB	Paris Le Bourget	🇬🇧 EGGW	London Luton	416	-9%
🇫🇷 LFMN	Nice Côte d'Azur	🇨🇭 LSGG	Geneva International	398	-13%
🇫🇷 LFLB	Chambery	🇫🇷 LFPB	Paris Le Bourget	365	-8%
🇬🇧 EGLF	Farnborough	🇨🇭 LSGG	Geneva International	349	-22%
🇪🇸 LEMD	Madrid Barajas	🇪🇸 LEBL	Barcelona	325	2%
🇫🇷 LFMN	Nice Côte d'Azur	🇬🇧 EGLF	Farnborough	321	-21%
🇬🇧 EGKB	London Biggin Hill	🇫🇷 LFPB	Paris Le Bourget	317	-8%
🇬🇧 EGNL	Walney Island	🇬🇧 EGLF	Farnborough	304	2%
🇬🇧 EGGD	Bristol	🇬🇧 EGNL	Walney Island	302	-7%
🇨🇭 LSZH	Zurich	🇫🇷 LFPB	Paris Le Bourget	297	-18%
🇮🇹 LIML	Milano Linate	🇫🇷 LFMN	Nice Côte d'Azur	280	20%
🇸🇰 LZIB	Bratislava	🇨🇪 LKPR	Prague Vaclav Havel	276	34%
🇨🇭 LSZH	Zurich	🇨🇭 LSGG	Geneva International	270	-8%
🇬🇧 EGGW	London Luton	🇨🇭 LSGG	Geneva International	266	-16%
🇨🇭 LSGG	Geneva International	🇮🇹 LIML	Milano Linate	256	3%
🇫🇷 LFPB	Paris Le Bourget	🇪🇸 LEMD	Madrid Barajas	250	6%
🇪🇸 GEML	Melilla	🇪🇸 LEMG	Malaga Costa del Sol	249	26%
🇨🇭 EGGP	Liverpool	🇮🇹 EGNL	Ronaldsway	249	-13%
🇪🇸 LEMD	Madrid Barajas	🇪🇸 LEMG	Malaga Costa del Sol	242	60%
🇪🇸 LEPA	Palma de Mallorca	🇪🇸 LEMH	Menorca	233	7%
🇬🇧 EGGW	London Luton	🇫🇷 LFMN	Nice Côte d'Azur	233	-7%
🇫🇷 LFPB	Paris Le Bourget	🇨🇭 LSGS	Sion	230	6%
🇬🇧 EGHI	Southampton	🇮🇪 EGJB	Guernsey	225	16%

TOP 10 FLOWS– APRIL 2024

AVERAGE DAILY BUSINESS AVIATION FLIGHTS



ORIGIN	DESTINATION	MONTH CURRENT YEAR	MONTH GROWTH	YTD CURRENT YEAR	YTD GROWTH
France	France	116,1	-1,5%	109,6	-3,7%
Germany	Germany	107,6	-7,3%	100,2	-6,5%
UK-Continental	UK-Continental	106,3	-2,1%	98,1	-0,8%
Italy	Italy	61,2	25,3%	44,0	11,7%
Spain-Continental	Spain-Continental	52,6	4,1%	41,9	9,0%
Norway-Continental	Norway-Continental	46,1	5,4%	44,1	7,7%
Sweden	Sweden	35,0	-3,6%	36,1	-3,3%
Türkiye	Türkiye	31,7	-5,9%	31,6	-4,7%
France	Switzerland	25,6	2,0%	26,1	-5,1%
Switzerland	France	25,2	4,8%	25,4	-4,0%

TRAFFIC PER STATE – APRIL 2024

AVERAGE DAILY BUSINESS AVIATION FLIGHTS – PART 1



EBA A TRAFFIC TRACKER - APRIL 2024

STATE	MONTH CURRENT YEAR	MONTH PREVIOUS YEAR	MONTH CHANGE	MONTH GROWTH	YTD CURRENT YEAR	YTD PREVIOUS YEAR	YTD CHANGE	YTD GROWTH
NM Area	1.892,0	1.855,1	36,9	2,0%	1.733,4	1.731,2	2,2	0,1%
ECAC	1.882,2	1.843,7	38,5	2,1%	1.724,5	1.719,7	4,8	0,3%
ESRA08	1.847,2	1.827,7	19,5	1,1%	1.691,5	1.704,5	-13,0	-0,8%
ESRA02	1.838,1	1.816,5	21,6	1,2%	1.683,6	1.695,9	-12,3	-0,7%
SES-RP2	1.799,1	1.778,4	20,7	1,2%	1.643,1	1.656,0	-12,9	-0,8%
SES-RP3	1.708,9	1.685,6	23,3	1,4%	1.560,4	1.572,1	-11,7	-0,7%
EU27	1.660,0	1.639,7	20,3	1,2%	1.510,2	1.525,0	-14,9	-1,0%
FABEC	1.185,6	1.195,9	-10,4	-0,9%	1.108,9	1.138,7	-29,8	-2,6%
France	732,2	731,5	0,7	0,1%	672,6	680,1	-7,5	-1,1%
Germany	519,6	537,3	-17,7	-3,3%	490,3	512,7	-22,4	-4,4%
BLUE MED FAB	509,3	481,7	27,6	5,7%	403,3	393,2	10,1	2,6%
UK-Ireland FAB	431,4	432,2	-0,8	-0,2%	407,1	413,1	-5,9	-1,4%
UK-Continental	424,2	423,9	0,3	0,1%	400,6	406,0	-5,4	-1,3%
Italy	425,3	404,5	20,9	5,2%	338,1	330,5	7,6	2,3%
FAB CE	346,5	342,0	4,4	1,3%	324,0	324,3	-0,3	-0,1%
Switzerland	338,8	336,5	2,3	0,7%	352,8	356,2	-3,4	-1,0%
South West FAB	302,7	310,1	-7,3	-2,4%	247,4	243,4	4,0	1,6%
Spain	295,4	302,5	-7,1	-2,3%	241,4	237,4	4,1	1,7%
Spain-Continental	288,4	294,4	-6,0	-2,0%	233,4	228,2	5,2	2,3%
Austria	218,4	226,4	-8,0	-3,5%	210,6	218,1	-7,5	-3,4%
Belgium/Luxembourg	204,9	209,4	-4,5	-2,2%	192,5	203,6	-11,1	-5,4%
Netherlands	145,1	150,2	-5,1	-3,4%	132,2	140,1	-7,9	-5,6%

TRAFFIC PER STATE – APRIL 2024

AVERAGE DAILY BUSINESS AVIATION FLIGHTS – PART 2



EBA A TRAFFIC TRACKER - APRIL 2024

STATE	MONTH CURRENT YEAR	MONTH PREVIOUS YEAR	MONTH CHANGE	MONTH GROWTH	YTD CURRENT YEAR	YTD PREVIOUS YEAR	YTD CHANGE	YTD GROWTH
Türkiye	128,9	129,1	-0,2	-0,2%	127,2	124,0	3,2	2,6%
DK-SE FAB	116,9	119,0	-2,2	-1,8%	115,3	118,4	-3,0	-2,6%
Greece	111,3	100,1	11,3	11,3%	88,9	83,3	5,6	6,7%
Czech Republic	102,4	94,6	7,7	8,2%	92,8	90,7	2,1	2,3%
Croatia	96,5	93,3	3,2	3,4%	84,3	81,1	3,2	4,0%
NEFAB	89,0	88,6	0,4	0,5%	88,5	87,5	1,0	1,1%
Sweden	81,7	87,8	-6,1	-7,0%	85,7	89,3	-3,6	-4,0%
Danube FAB	91,2	84,0	7,3	8,7%	88,7	83,7	5,0	5,9%
Serbia/Montenegro	88,5	83,6	4,9	5,9%	82,4	78,9	3,5	4,4%
Hungary	81,2	76,4	4,8	6,3%	75,1	72,9	2,2	3,0%
Ireland	84,7	75,0	9,7	12,9%	74,5	73,2	1,3	1,8%
Portugal-Lisbon/SantaMaria	68,0	74,6	-6,5	-8,8%	59,4	62,4	-3,1	-4,9%
Bulgaria	69,3	67,4	1,9	2,8%	68,8	66,3	2,5	3,7%
Baltic FAB	62,9	65,8	-2,8	-4,3%	57,3	60,7	-3,4	-5,6%
Norway-Continental	69,2	65,1	4,1	6,4%	66,4	63,3	3,1	4,9%
Poland	61,4	63,4	-2,0	-3,2%	55,8	58,9	-3,1	-5,3%
Portugal-Continental	57,2	62,4	-5,1	-8,2%	48,2	50,5	-2,3	-4,6%
Denmark	61,3	58,9	2,4	4,1%	56,6	56,1	0,5	0,9%
Slovenia	60,4	56,4	4,0	7,1%	52,8	50,2	2,5	5,0%
Cyprus	50,2	53,6	-3,4	-6,4%	42,5	43,5	-1,0	-2,3%
Romania	55,3	51,3	4,0	7,7%	54,7	50,1	4,6	9,2%
Bosnia and Herzegovina	47,4	48,5	-1,2	-2,4%	44,3	44,2	0,1	0,2%

TRAFFIC PER STATE – APRIL 2024

AVERAGE DAILY BUSINESS AVIATION FLIGHTS – PART 3



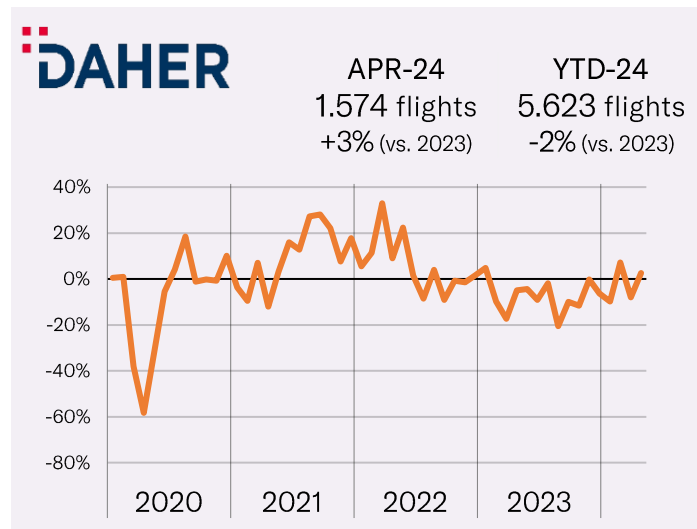
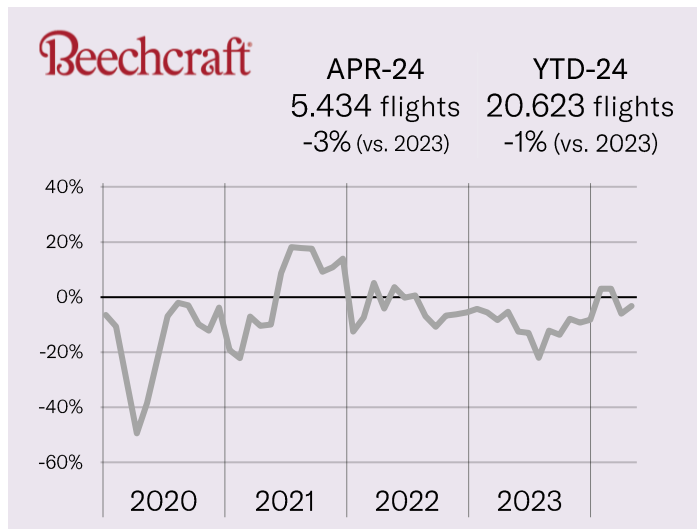
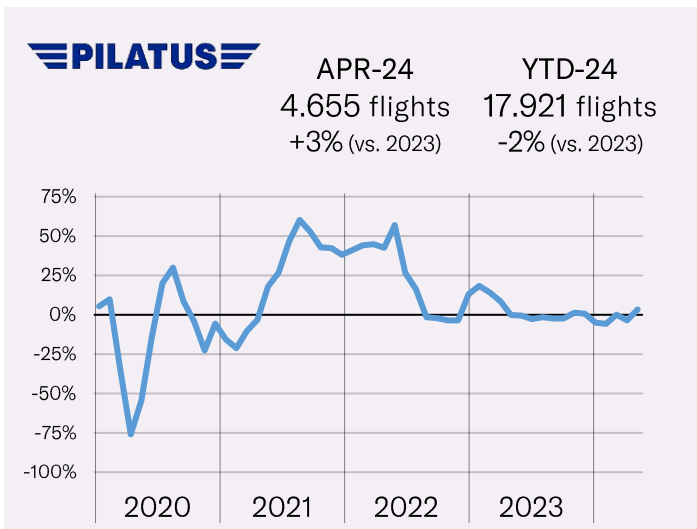
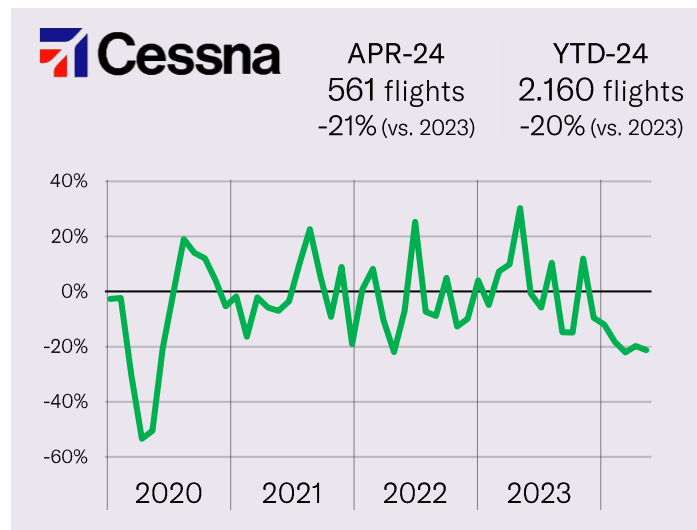
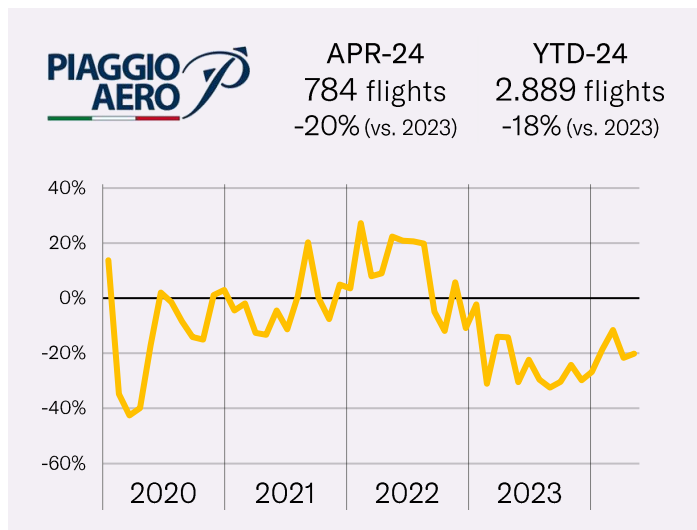
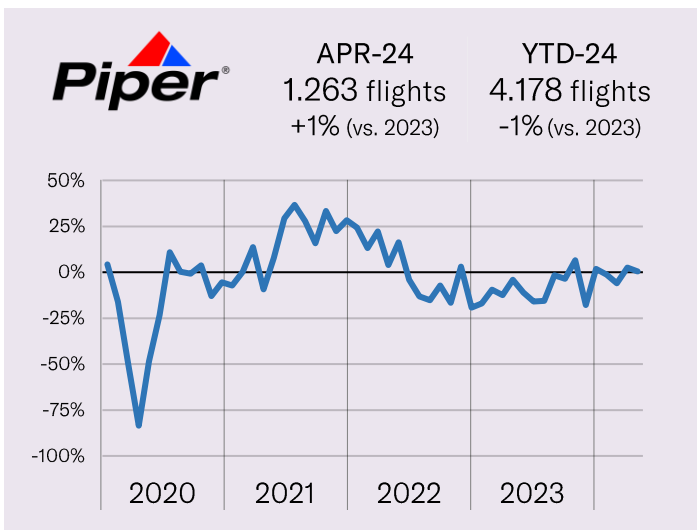
EBA A TRAFFIC TRACKER - APRIL 2024

STATE	MONTH CURRENT YEAR	MONTH PREVIOUS YEAR	MONTH CHANGE	MONTH GROWTH	YTD CURRENT YEAR	YTD PREVIOUS YEAR	YTD CHANGE	YTD GROWTH
Morocco	42,5	44,4	-1,9	-4,2%	40,0	41,2	-1,3	-3,1%
Slovakia	50,4	44,3	6,1	13,8%	44,0	41,9	2,1	5,0%
Egypt	46,2	34,4	11,8	34,4%	39,6	36,5	3,2	8,6%
Israel	23,7	27,6	-3,9	-14,0%	20,1	22,6	-2,5	-11,1%
Albania	32,4	23,8	8,6	36,3%	25,6	20,6	4,9	23,8%
Azerbaijan	25,8	22,4	3,4	15,4%	22,1	20,6	1,5	7,4%
Finland	14,7	20,0	-5,3	-26,4%	18,2	21,0	-2,8	-13,3%
North Macedonia	22,4	19,9	2,5	12,7%	19,1	16,9	2,3	13,4%
Portugal-SantaMaria	18,3	18,8	-0,5	-2,8%	17,6	18,9	-1,2	-6,5%
Spain-Canaries	17,1	18,6	-1,4	-7,7%	19,9	20,1	-0,3	-1,4%
Malta	20,4	17,7	2,6	14,8%	18,5	16,6	1,9	11,6%
Iceland	34,4	15,1	19,3	128,3%	32,2	13,9	18,3	132,0%
Georgia	22,3	14,3	8,0	55,6%	17,9	12,2	5,7	46,4%
Lithuania	9,2	9,7	-0,5	-5,5%	8,9	9,4	-0,5	-5,2%
Armenia	5,1	9,2	-4,0	-44,0%	3,6	7,3	-3,7	-51,0%
Latvia	8,2	9,0	-0,7	-8,2%	8,6	8,8	-0,2	-2,7%
Estonia	6,7	7,7	-1,0	-12,6%	7,2	8,0	-0,8	-9,7%
Tunisia	9,1	7,4	1,7	22,4%	8,6	7,4	1,2	16,0%
Libya	3,3	2,9	0,4	12,5%	4,0	3,9	0,1	2,4%
Moldova	2,9	2,5	0,4	17,3%	2,7	1,8	0,9	48,5%
Belarus	0,5	0,7	-0,1	-20,0%	0,7	0,7	0,0	-4,2%
Ukraine	0,1	0,1	0,0	-33,3%	0,1	0,1	0,0	61,2%

TURBOPROPS OEMS – APRIL 2024

MONTHLY TRAFFIC & MONTHLY GROWTH

EBAA TRAFFIC TRACKER - APRIL 2024


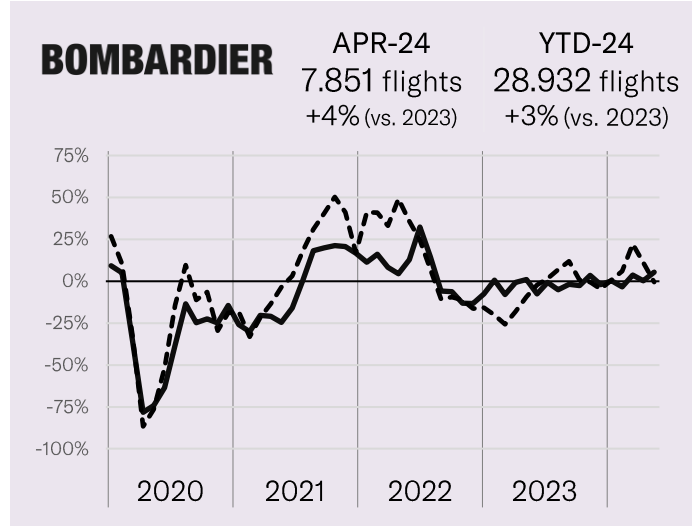
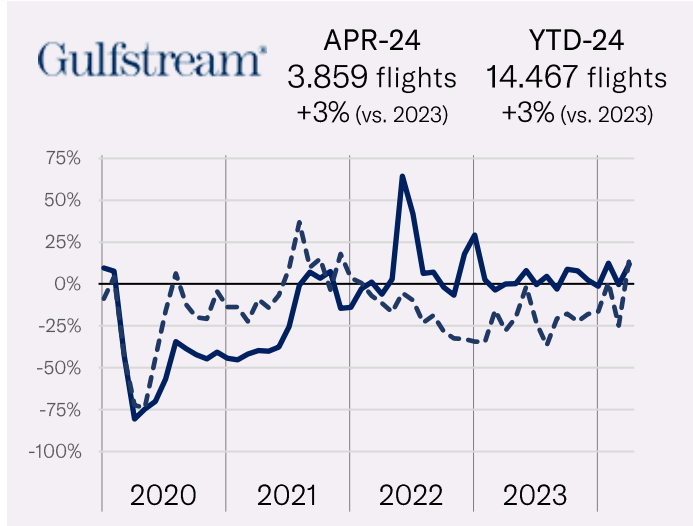
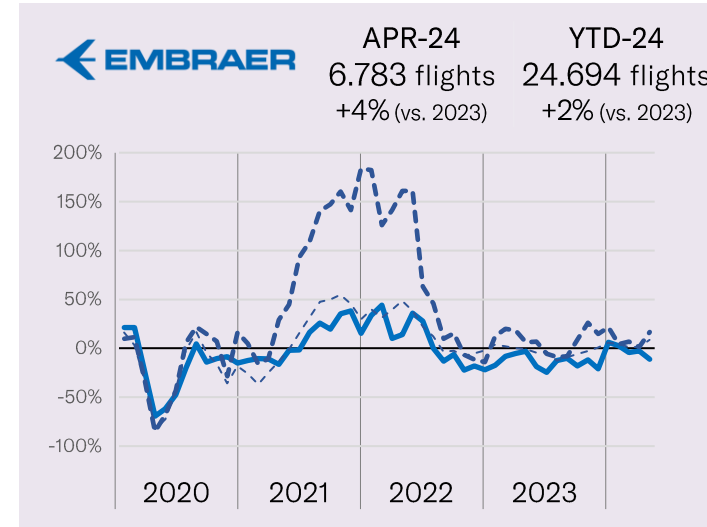
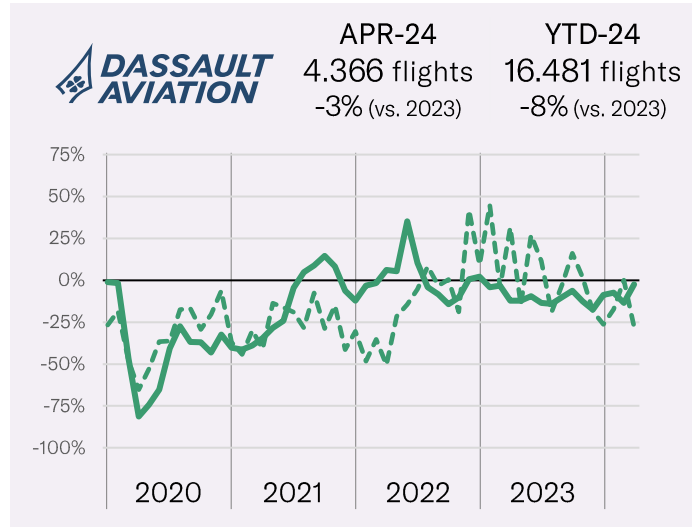
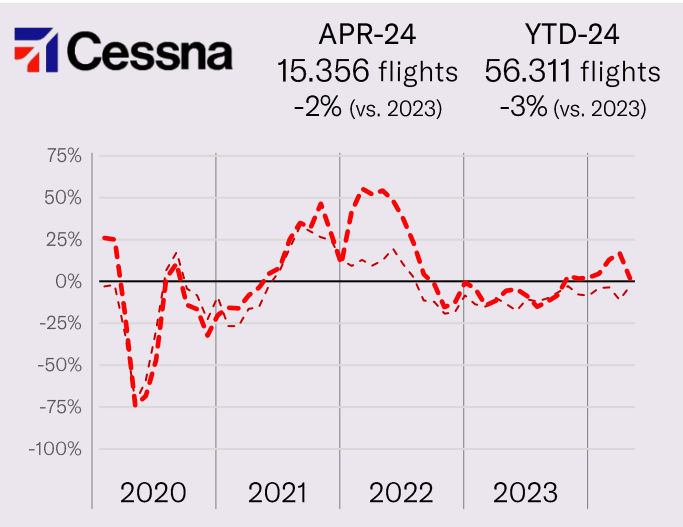


JET OEMS (1/2) – APRIL 2024

MONTHLY TRAFFIC & MONTHLY GROWTH



EBAA TRAFFIC TRACKER - APRIL 2024

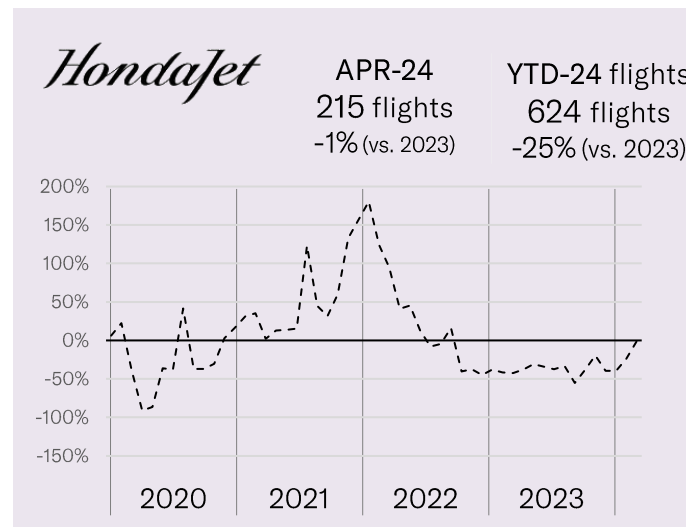
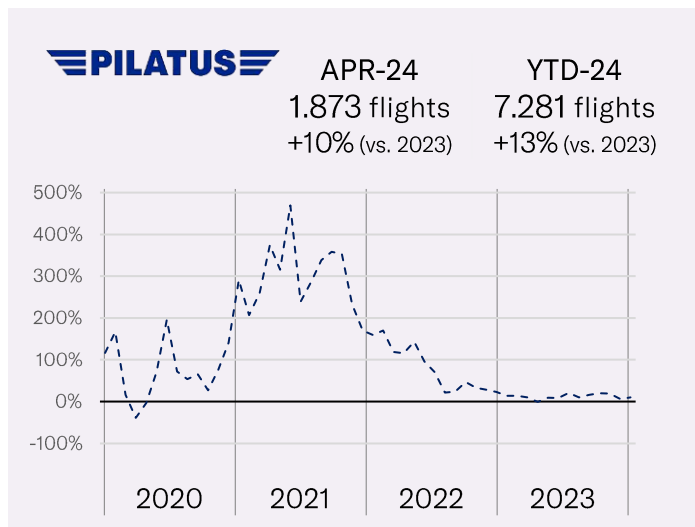
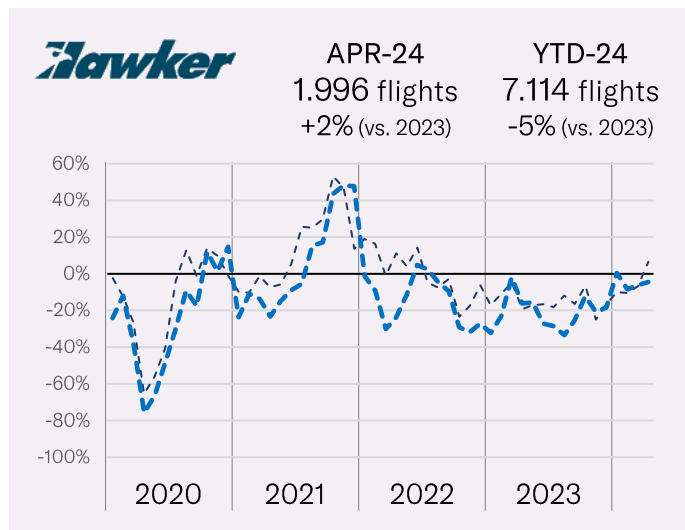
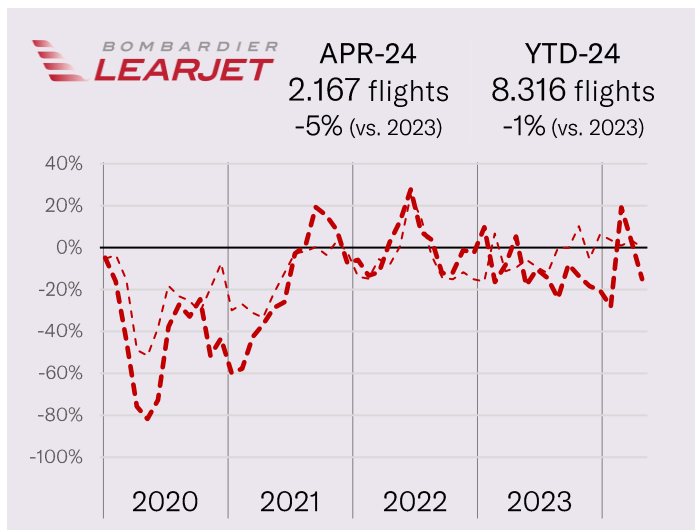


JET OEMS (2/2) – APRIL 2024

MONTHLY TRAFFIC & MONTHLY GROWTH



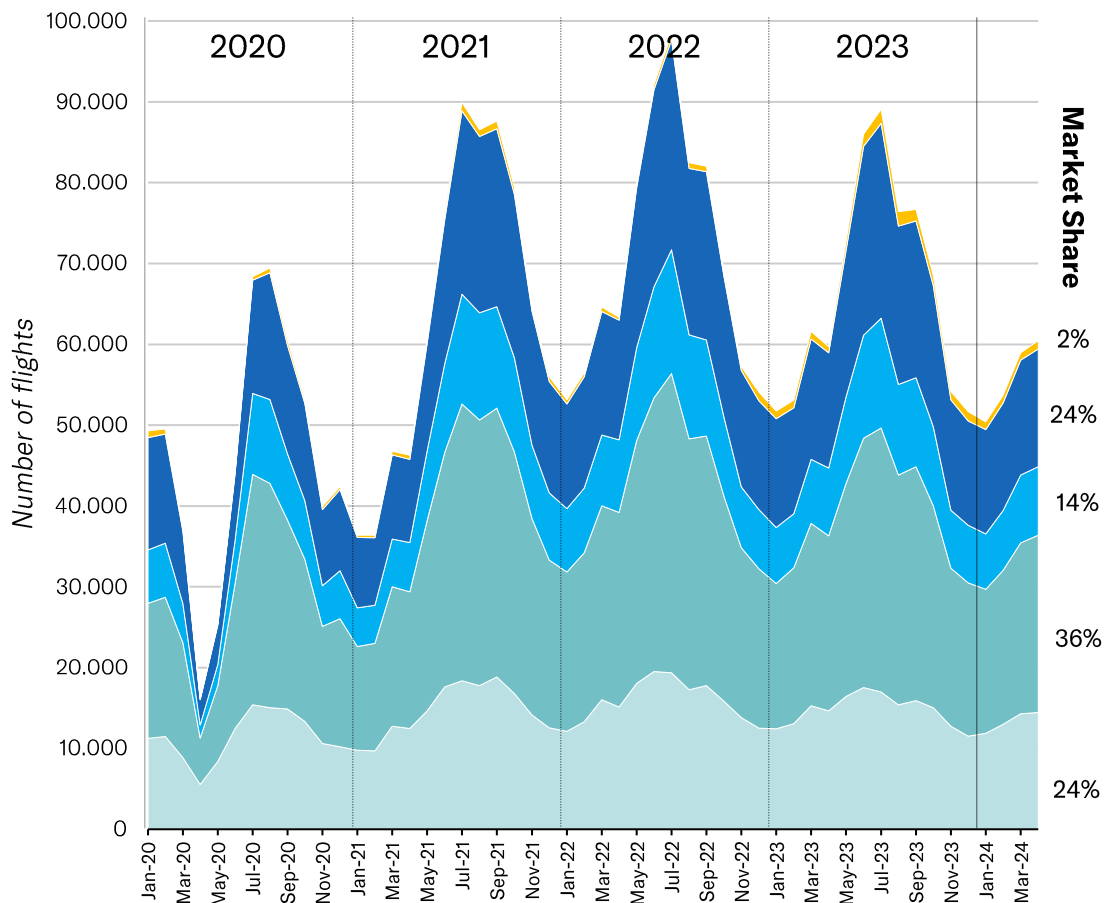
EBAA TRAFFIC TRACKER - APRIL 2024



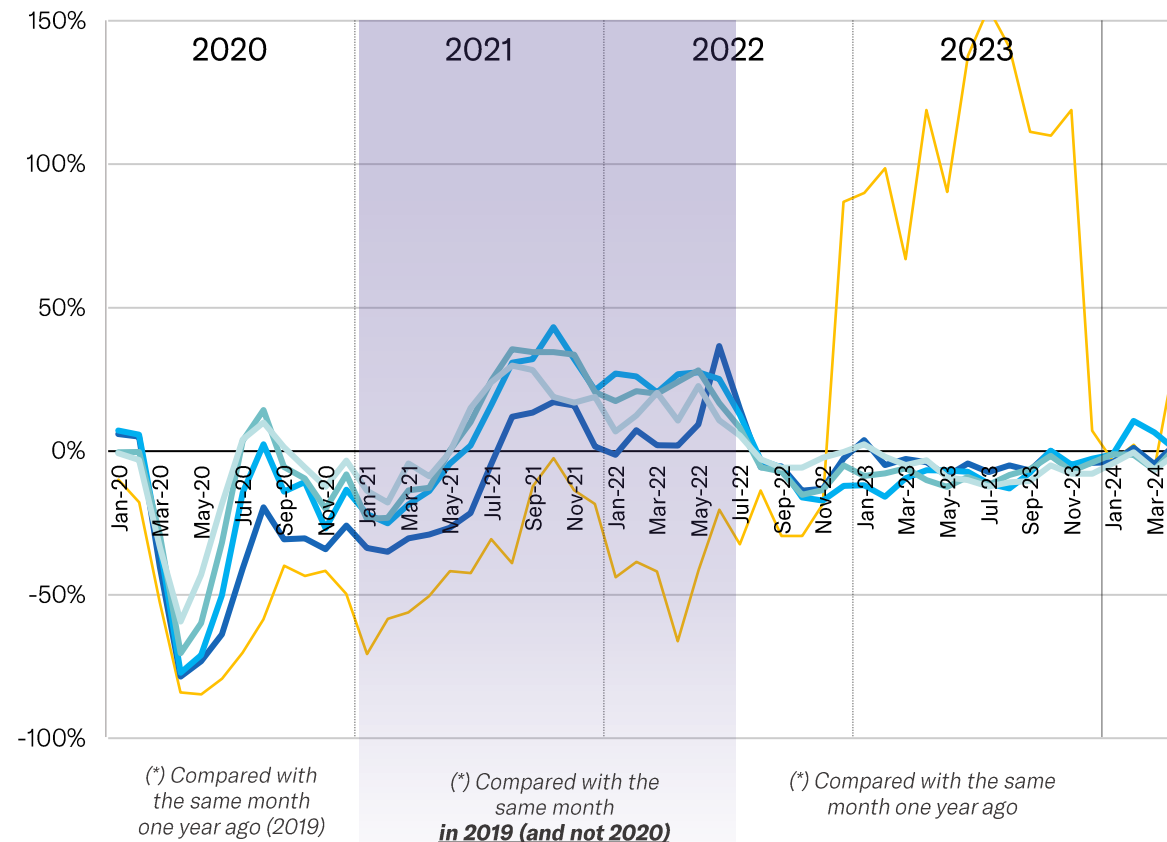
BUSINESS AVIATION AIRPLANES – APRIL 2024

MONTHLY TRAFFIC & MONTHLY GROWTH

Activity per aircraft segment



Monthly Growth - compared with */**



(*) Compared with the same month one year ago (2019)

(*) Compared with the same month in 2019 (and not 2020)

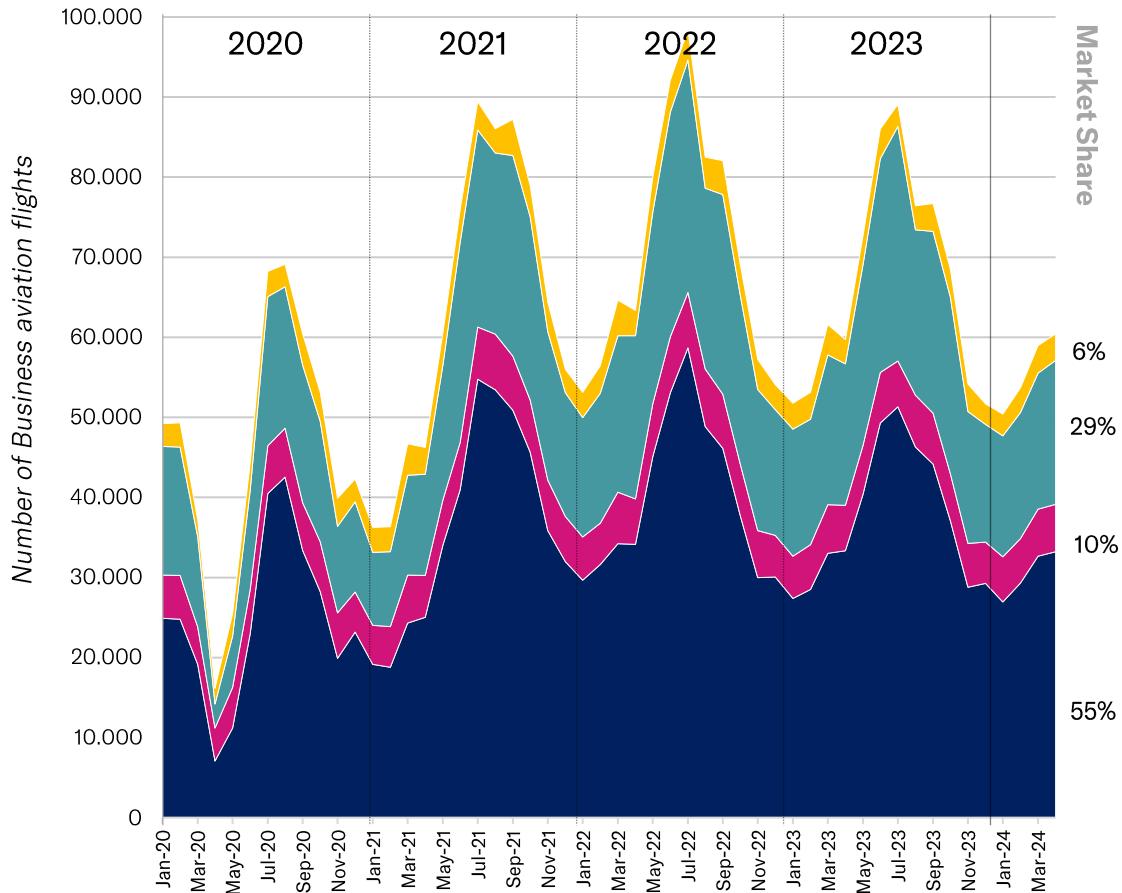
(*) Compared with the same month one year ago

BUSINESS AVIATION MISSIONS – APRIL 2024

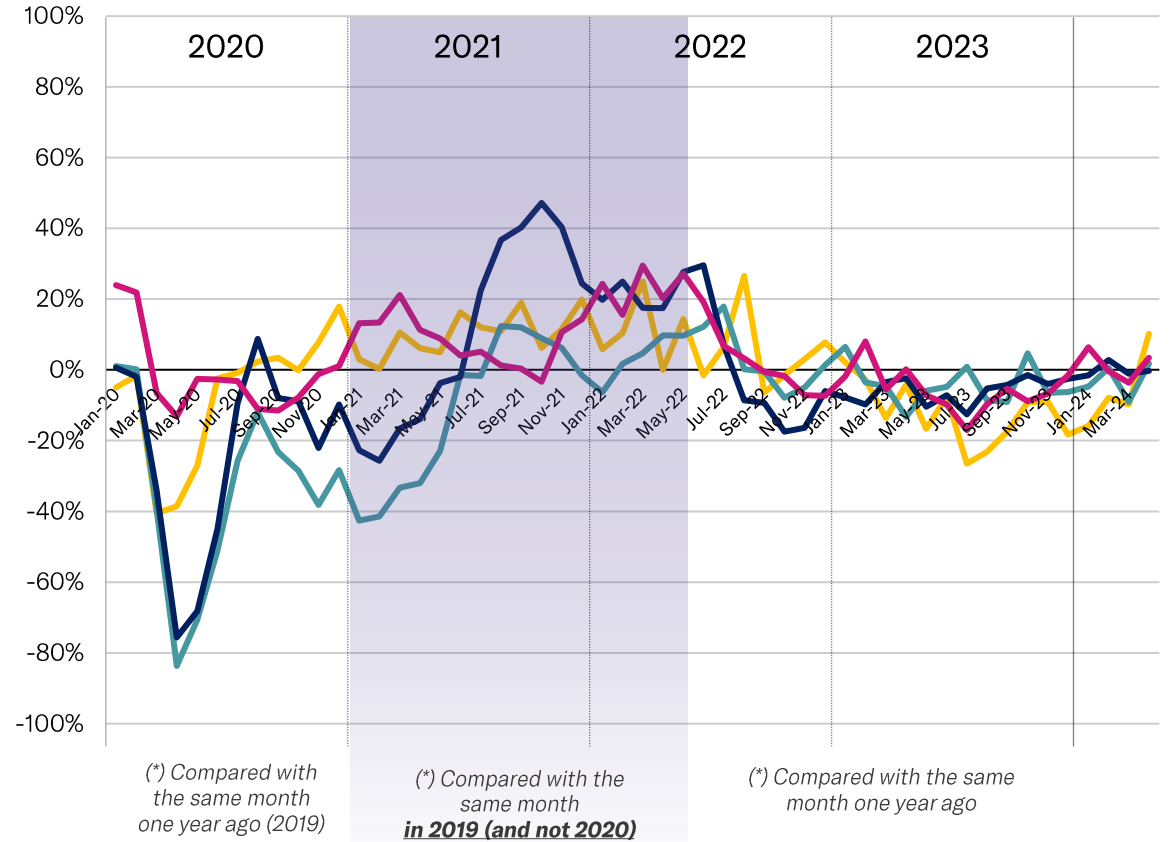
MONTHLY TRAFFIC & MONTHLY GROWTH



Activity in per mission type



Monthly Growth - compared with */**



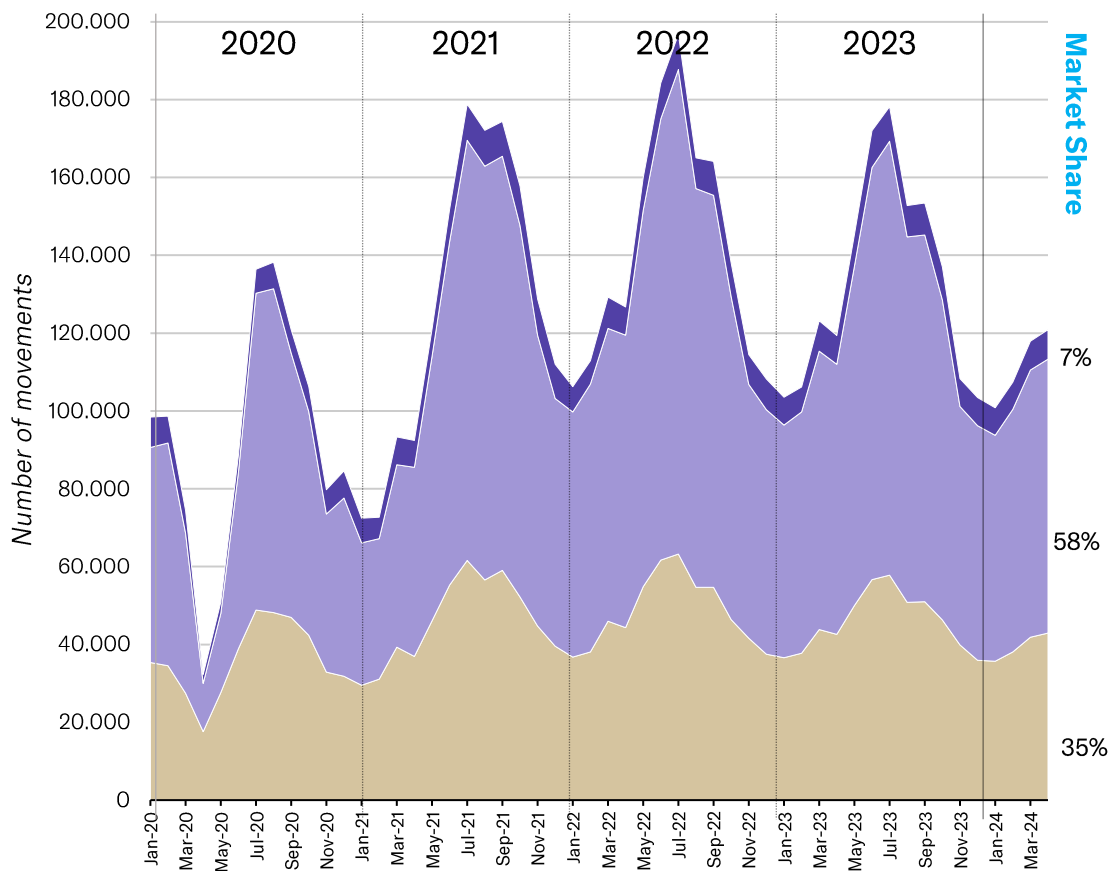
BUSINESS AVIATION ORIGINS & DESTINATIONS – APRIL 2024

MONTHLY TRAFFIC & MONTHLY GROWTH



EBA A TRAFFIC TRACKER - APRIL 2024

Activity per Origin-Destination

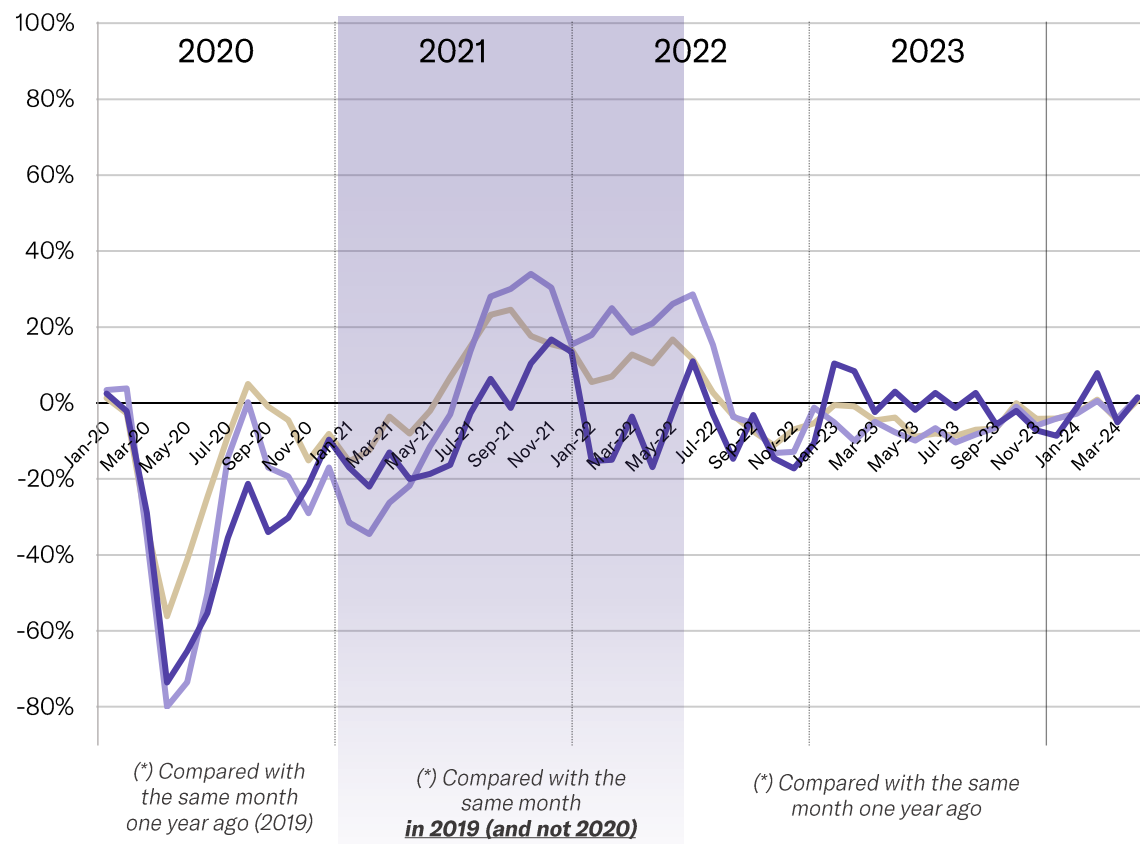


 **Extra-Europe**

 **Intra-Europe**

 **Domestic**

Monthly Growth - compared with */**



(*) Compared with the same month one year ago (2019)

(*) Compared with the same month in 2019 (and not 2020)

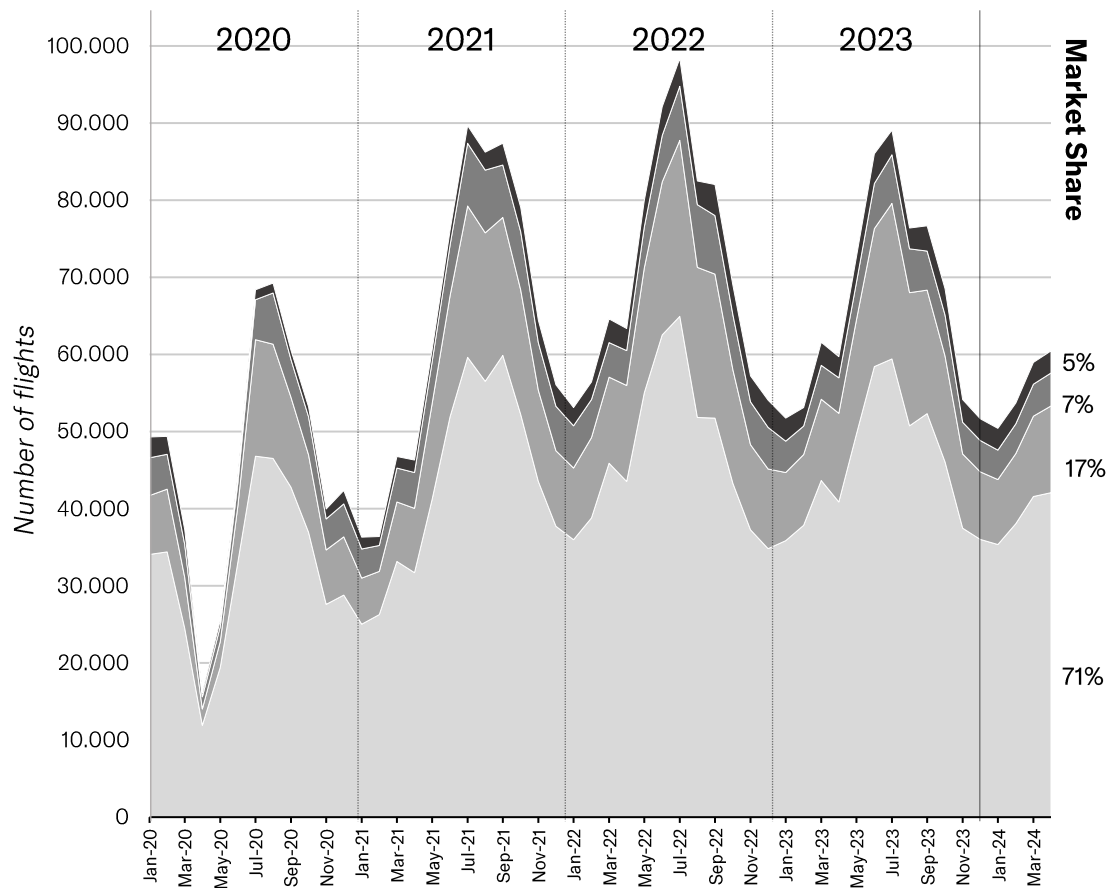
(*) Compared with the same month one year ago

BUSINESS AVIATION FLIGHT SECTOR – APRIL 2024

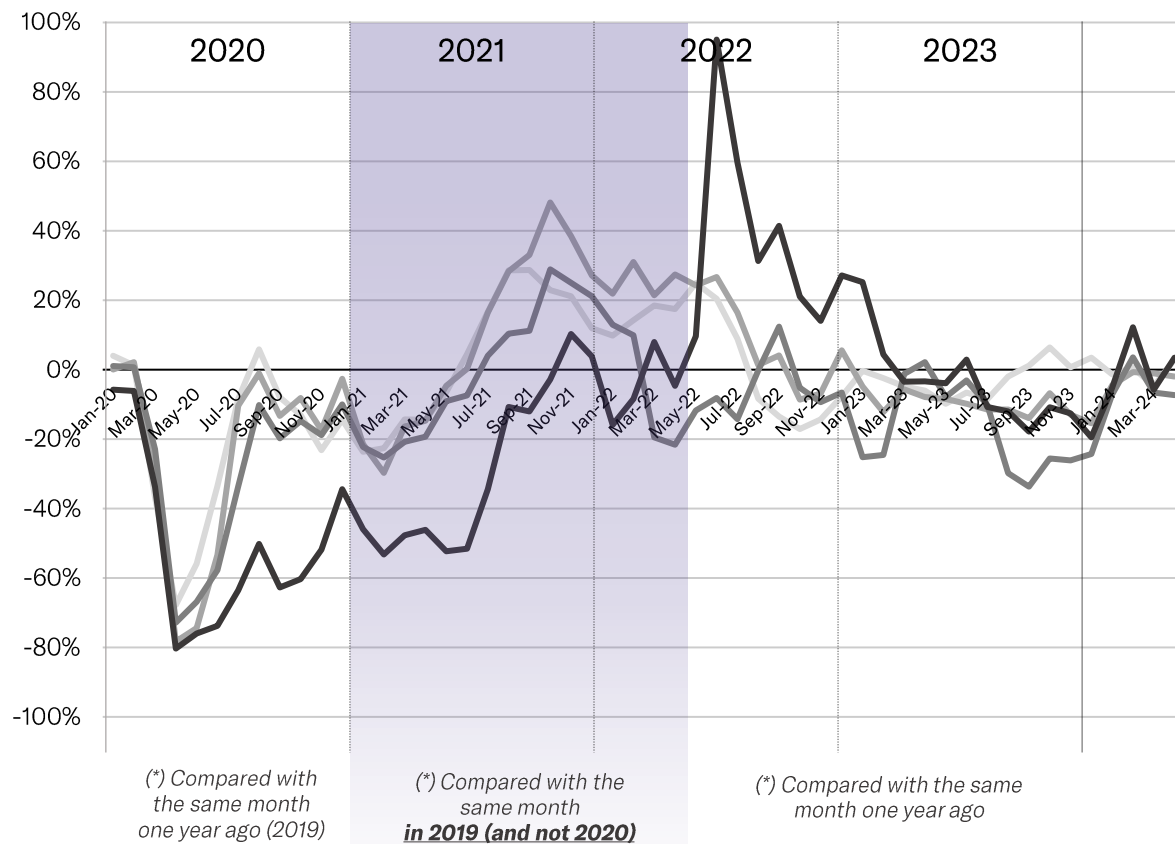
MONTHLY TRAFFIC & MONTHLY GROWTH



Activity per flight sector



Monthly Growth - compared with */**



Short Haul
(below 500nm / 1000km)



Short Haul
(below 1000nm / 2000km)



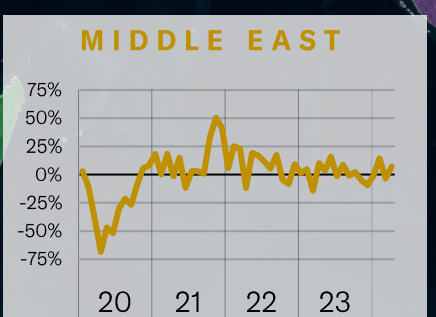
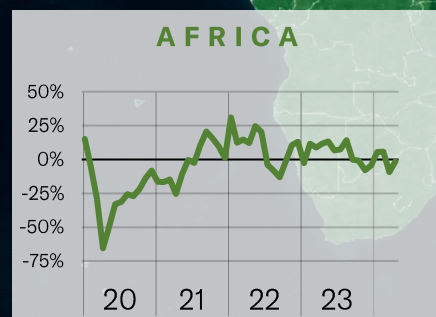
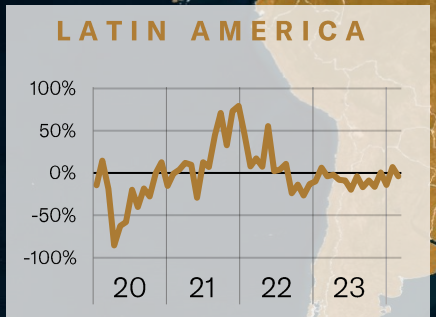
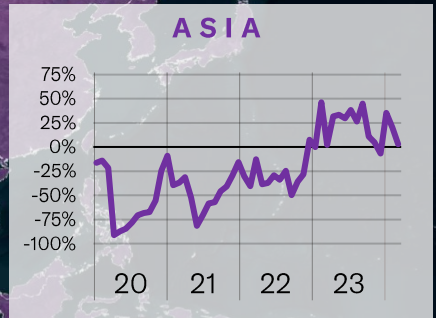
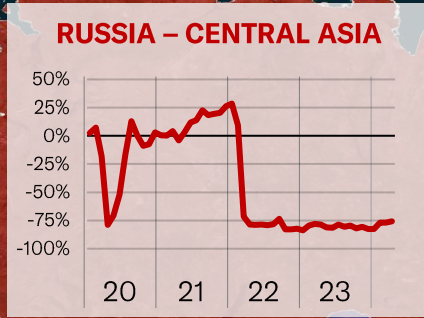
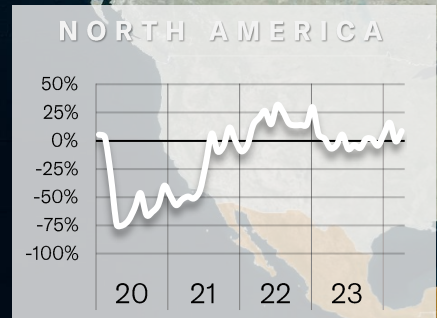
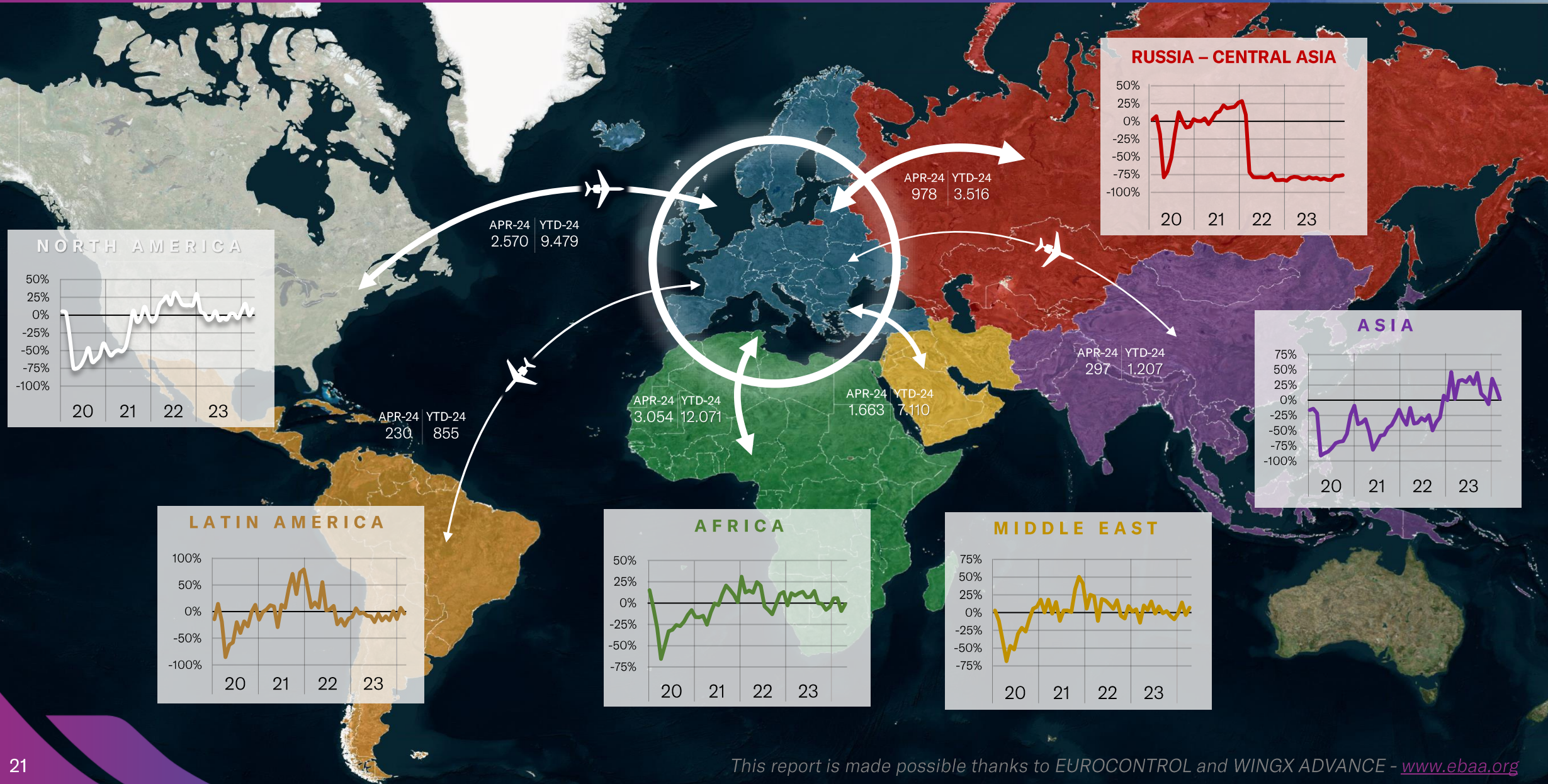
Medium Haul
(below 2500nm / 4700km)



Long Haul
(above 2500nm / 4700km)

EUROPEAN BUSINESS AVIATION INTERCONTINENTAL CONNECTIONS – DEC 2023

MONTHLY TRAFFIC & MONTHLY GROWTH



BUSINESS AVIATION VS. AIRLINES

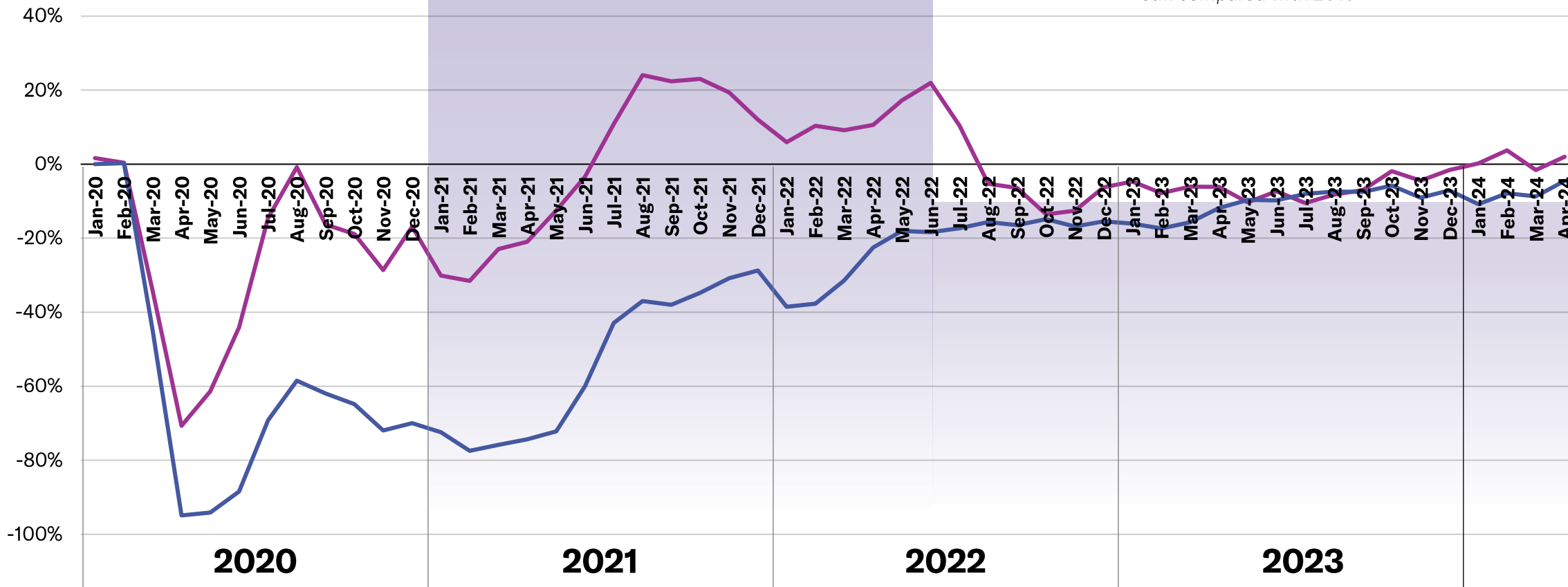
MONTHLY TRAFFIC GROWTH



Compared with the same month one year ago (2019)

Given the specificity of the traffic during the pandemic, the data is compared with the same month before the pandemic (2019) for Airlines, and for BizAv, only between APR-21 and Jun-22

Compared with the same month one year ago (only bizAv). For airlines, the data is still compared with 2019



BUSINESS AVIATION

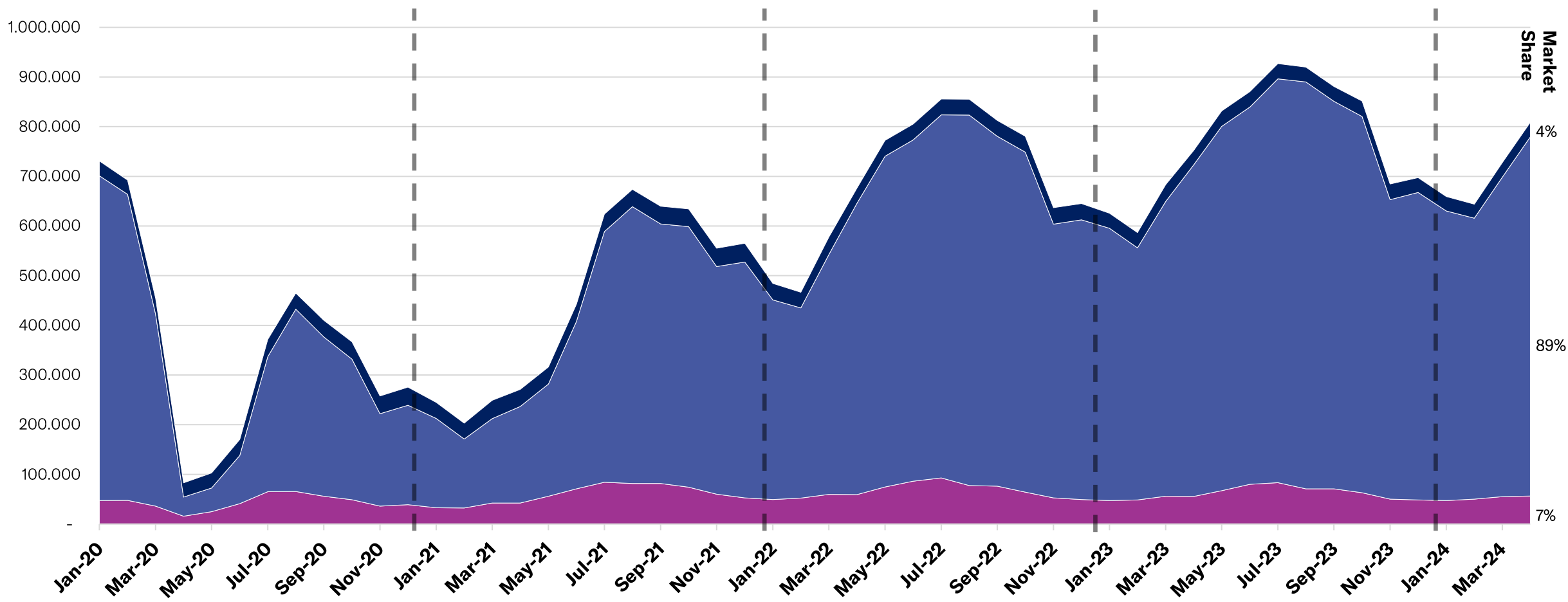


AIRLINES
Legacy Carriers,
Low Cost Airlines,
Regional Airlines

BUSINESS AVIATION VS. AIRLINES & CARGO

MONTHLY TRAFFIC MARKET SHARE

EBAA TRAFFIC TRACKER - APRIL 2024




BUSINESS AVIATION VS. AIRLINES (EUROPE)

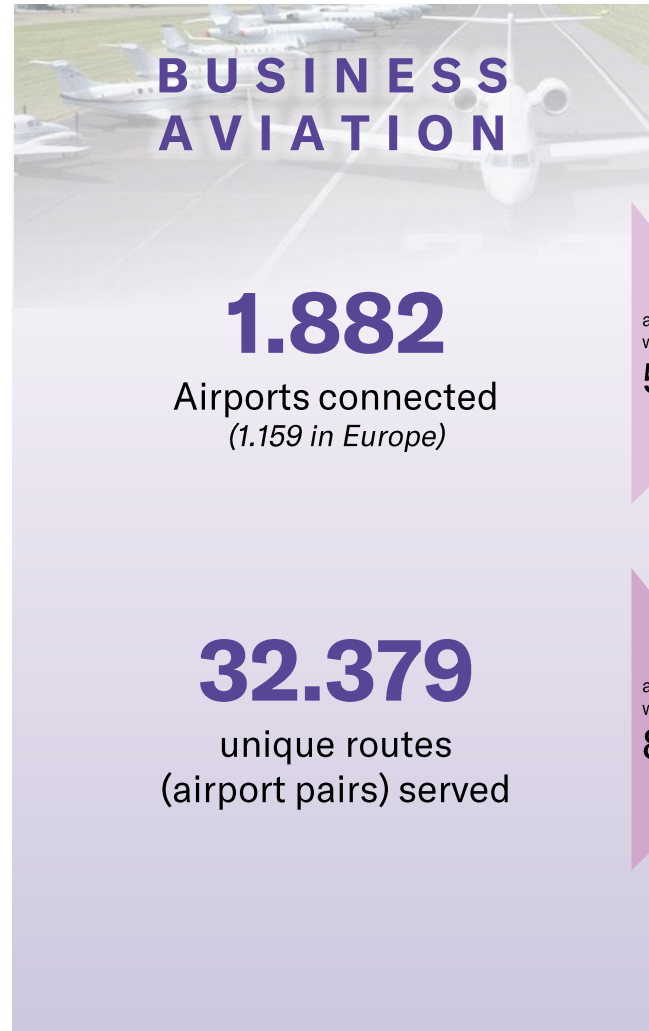
MONTHLY CONNECTIVITY COMPARISON – YTD 2024



Airports connected

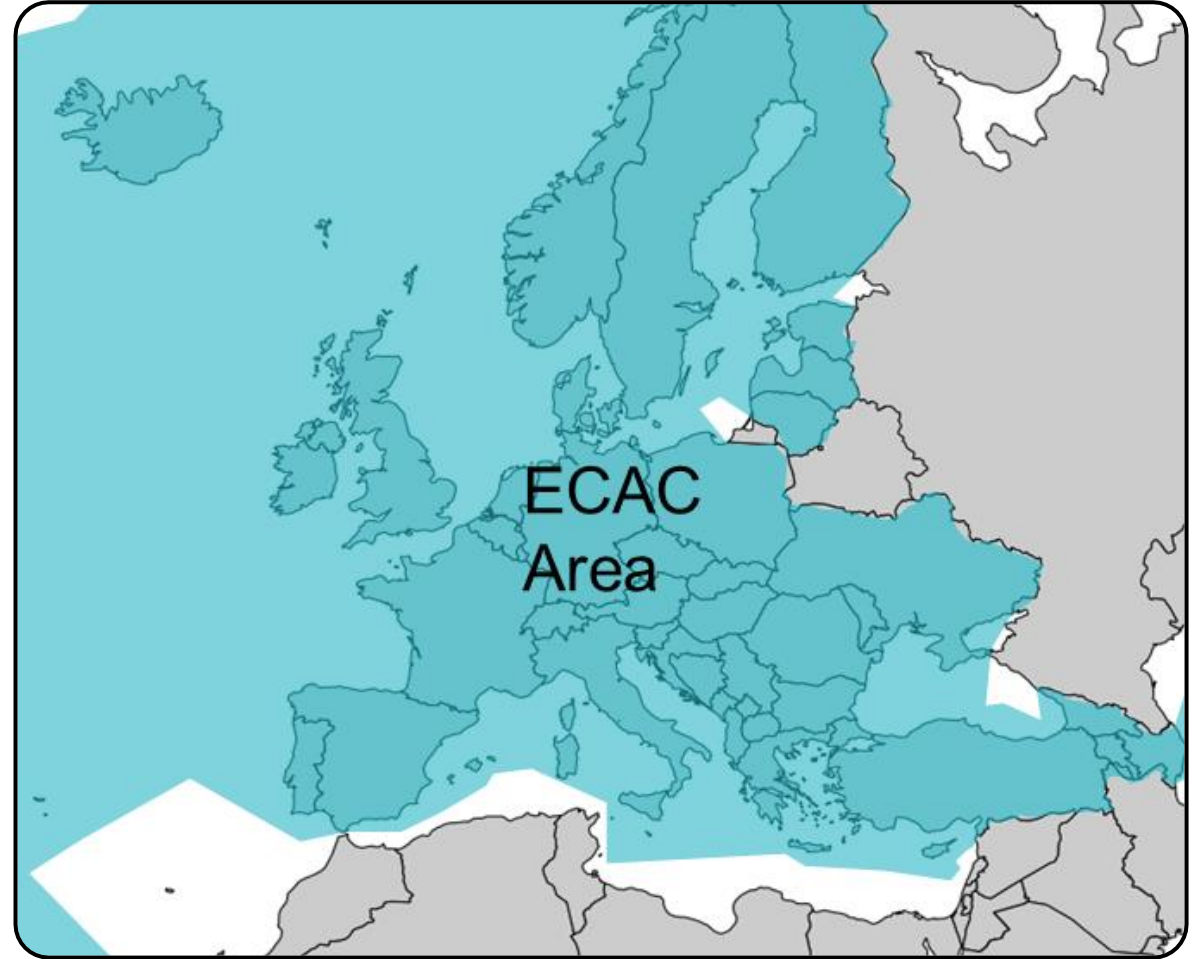
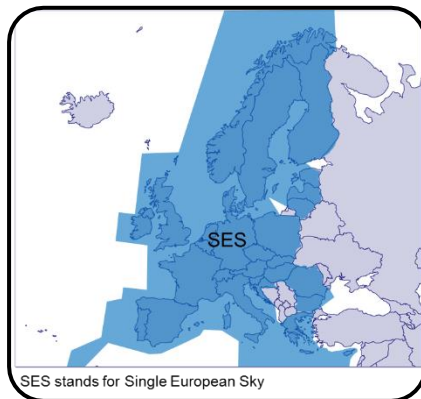
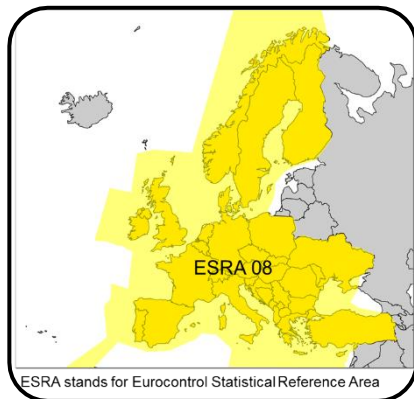
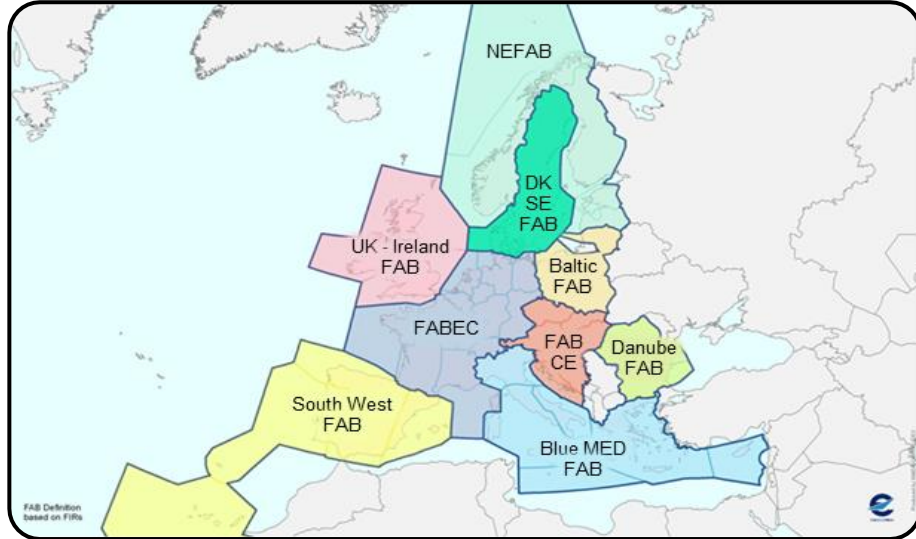


Unique routes served



- Airlines categories are defined by EUROCONTROL as : « mainline, low cost airlines and regional airlines)
- For airlines, routes below at least 1 connection a week are excluded from the analysis (*it is assumed that below at least 1 weekly connection, a route cannot be considered as a part of the scheduled air transport offer).*

AREAS



ECAC stands for European Civil Aviation Conference

The « Business Aviation » segment is defined by Eurocontrol as follows :

A318	Airbus A318	Airbus	Bizliner	flight type G only
A319	Airbus A319	Airbus	Bizliner	flight type G only
A320	Airbus A320	Airbus	Bizliner	flight type G only
ASTR	Gulfstream G100	Gulfstream	Midsize Jet	
B350	King Air 350	Hawker Beechcraft	Turboprop	flight type G and N only
B737	Boeing 737-700	Boeing	Bizliner	flight type G only
B738	Boeing 737-800	Boeing	Bizliner	flight type G only
B739	Boeing 737-900	Boeing	Bizliner	flight type G only
B748	Boeing 747-8I	Boeing	Bizliner	flight type G only
B77L	Boeing 777-200 Freighter	Boeing	Bizliner	flight type G only
B77W	Boeing 777-300ER	Boeing	Bizliner	flight type G only
B788	Boeing 787-8	Boeing	Bizliner	flight type G only
B789	Boeing 787-9	Boeing	Bizliner	flight type G only
BE10	KingAir 100	Hawker Beechcraft	Turboprop	
BE20	King Air 200	Hawker Beechcraft	Turboprop	
BE30	Super King Air 300	Hawker Beechcraft	Turboprop	
BE40	Hawker Beechjet 400	Hawker Beechcraft	Light Jet	
BE90	King Air 90	Hawker Beechcraft	Turboprop	
BE9L	King Air 90	Hawker Beechcraft	Turboprop	
BE9T	KingAir90	Hawker Beechcraft	Turboprop	
C208	Cessna 208 Caravan	Cessna	Turboprop	
C25A	Cessna Citation CJ2	Cessna	Light Jet	
C25B	Cessna Citation CJ3	Cessna	Light Jet	
C25C	Cessna Citation CJ4	Cessna	Light Jet	
C25M	Cessna M2	Cessna	Light Jet	
C425	Cessna Corsair	Cessna	Turboprop	
C441	Cessna Conquest	Cessna	Turboprop	
C500	Cessna Citation I	Cessna	Light Jet	
C501	Cessna Citation ISP	Cessna	Light Jet	
C510	Cessna Citation Mustang	Cessna	Light Jet	
C525	Cessna Citation CJ1	Cessna	Light Jet	
C550	Cessna Citation II	Cessna	Light Jet	
C551	Cessna Citation IISP	Cessna	Light Jet	
C55B	Cessna Citation Bravo	Cessna	Light Jet	
C560	Cessna Citation V	Cessna	Light Jet	
C56X	Cessna Citation Excel / XLS	Cessna	Light Jet	

C650	Cessna Citation III	Cessna	Midsize Jet	
C680	Citation Sovereign	Cessna	Midsize Jet	
C750	Cessna Citation X	Cessna	Midsize Jet	
CL30	Challenger 300 series	Bombardier	Midsize Jet	
CL35	Challenger 350	Bombardier	Midsize Jet	
CL60	Challenger 600 series	Bombardier	Heavy Jet	
CRJ2	Challenger 800-850	Bombardier	Heavy Jet	flight type G only
E135	Embraer RJ135	Embraer	Heavy Jet	flight type G only
E145	Embraer RJ145	Embraer	Heavy Jet	flight type G only
E190	Embraer 190	Embraer	Bizliner	flight type G only
E35L	Legacy 600 series	Embraer	Heavy Jet	
E50P	Embraer Phenom 100	Embraer	Light Jet	
E545	Legacy 450 / Praetor 500	Embraer	Midsize Jet	
E550	Embraer Legacy 500	Embraer	Midsize Jet	
E55P	Embraer Phenom 300	Embraer	Light Jet	flight type G and N only
E75L	Embraer RJ175	Embraer	Bizliner	flight type G only
EA50	Eclipse 500	Eclipse	Light Jet	
F2TH	Dassault Falcon 2000	Dassault	Heavy Jet	
F900	Dassault Falcon 900	Dassault	Heavy Jet	
FA10	Dassault Falcon 10/100	Dassault	Light Jet	
FA20	Dassault Falcon 20/200	Dassault	Midsize Jet	
FA50	Dassault Falcon 50	Dassault	Midsize Jet	
FA6X	Dassault Falcon 6X	Dassault	Heavy Jet	
FA7X	Dassault Falcon 7X	Dassault	Heavy Jet	
FA8X	Dassault Falcon 8X	Dassault	Heavy Jet	
G150	Gulfstream G150	Gulfstream	Midsize Jet	
G280	Gulfstream G280	Gulfstream	Midsize Jet	
GA5C	Gulfstream G500/550	Gulfstream	Heavy Jet	
GA6C	Gulfstream G600/650	Gulfstream	Heavy Jet	
GALX	Gulfstream G200	Gulfstream	Midsize Jet	
GL5T	Global 5000	Bombardier	Heavy Jet	
GL6T	Global 6000	Bombardier	Heavy Jet	
GLEX	Global Express / 6000	Bombardier	Heavy Jet	
GLF2	Gulfstream 2	Gulfstream	Heavy Jet	
GLF3	Gulfstream 3	Gulfstream	Heavy Jet	
GLF4	Gulfstream G300/450	Gulfstream	Heavy Jet	
GLF5	Gulfstream G500/550	Gulfstream	Heavy Jet	

GLF6	Gulfstream G600/650	Gulfstream	Heavy Jet	flight type G and N only
H25B	Hawker 700-900	Hawker Beechcraft	Midsize Jet	
H25C	British Aerospace 125-1000	British Aerospace	Light Jet	
HA4T	Hawker 4000	Hawker Beechcraft	Midsize Jet	
HDJT	HondaJet	Honda	Light Jet	
HF20	Hansa Jet	Hamburger Flugzeugbau	Light Jet	
LJ23	Learjet 23	Bombardier	Light Jet	
LJ24	Learjet 24	Bombardier	Light Jet	
LJ25	Learjet 25	Bombardier	Light Jet	
LJ28	Learjet 28	Bombardier	Light Jet	
LJ31	Learjet 31	Bombardier	Light Jet	
LJ35	Learjet 35	Bombardier	Light Jet	
LJ40	Learjet 40	Bombardier	Light Jet	
LJ45	Learjet 45	Bombardier	Light Jet	
LJ55	Learjet 55	Bombardier	Midsize Jet	
LJ60	Learjet 60	Bombardier	Midsize Jet	
LJ70	Learjet 70	Bombardier	Midsize Jet	
LJ75	Learjet 75	Bombardier	Midsize Jet	
P180	Piaggio P180 Avanti	Piaggio Aerospace	Turboprop	
PAY2	Piper Cheyenne 2	Piper Aircraft	Turboprop	
PAY3	Piper Cheyenne 3	Piper Aircraft	Turboprop	
PAY4	Piper Cheyenne 400	Piper Aircraft	Turboprop	
PC12	Pilatus PC-12	Pilatus	Turboprop	
PC24	Pilatus PC24	Pilatus	Light Jet	
PRM1	Premier 1	Hawker Beechcraft	Light Jet	
SBR1	Sabreliner	NA Rockwell	Light Jet	
SBR2	Sabreliner	NA Rockwell	Light Jet	
SJ30	Syberjet SJ30	SyberJet	Light Jet	
TBM7	Socata TBM 700	Daher-Socata	Turboprop	
TBM8	Socata TBM 850	Daher-Socata	Turboprop	
TBM9	Socata TBM 900 series	Daher-Socata	Turboprop	
WW23	1123 Westwind	IAI	Midsize Jet	
WW24	1124 Westwind	IAI	Midsize Jet	
EA50	Eclipse 500	Eclipse	Light Jet	

The list is permanently updated ...

DISCLAIMER

This report is provided by EBAA for information purposes only and no representation, warranties or other assurances, express or implied, are given as to the quality, accuracy, or completeness of the information contained in, or provided in connection with the report.

Recipients of this report must determine for themselves whether any matters referred to are suitable for their purposes. Neither EBAA nor any of their affiliates, agents, partners, representatives, consultants or any other company, firm or organisation involved in producing this report, nor any of their successors or assign or any employees, officer or director of any of them shall have any liability with respect to the use or reliance on the report by any person, irrespective of any negligence, omission or default, on the part of the foregoing persons.

Any reproduction or publication of this report, in whole or in part, is strictly forbidden without the written consent of EBAA. Please write to communications@ebaa.org for questions related to the use of this report.

For more information, please contact:

Square de Meeûs 37
BE - 1000 Brussels - Belgium

Phone: +32 2 318 28 00
Fax: +32 2 318 28 01

Follow us



@EUROPEANBUSINESSAVIATIONASSOCIATION



@EBAAORG



EUROPEAN BUSINESS AVIATION ASSOCIATION



@EUROPEAN_BUSINESS_AVIATION

www.ebaa.org

